




now using LED

Energy Efficient, LED-Illuminated Cabinets



Color Deficiency Screening and Testing



Computerized Screening and Testing



Trial Frames and Lenses

GOOD-LITE CATALOG

Celebrating More Than 80 Years of Quality • Since 1930

Visit www.good-lite.com to see current pricing on all our products

Celebrating More Than 80 Years of Good-Lite

The Good-Lite Company is celebrating more than 80 years as the industry leader in illuminated cabinets; evidence-based eye charts, such as the LEA Symbols, and many more vision screening and testing products available in this catalog and online.

The combined efforts of Robert Good, MD, Professor of Ear, Nose, & Throat at the Chicago College of Medicine and Surgery, and his son, Palmer Good, MD, ophthalmologist, created the Good-Lite Company in 1930 with the development of the first Good-Lite medical headlight.

Later, Palmer added vision testing equipment to the product line and led the Good-Lite Company to its honored position among today's vision screening and testing providers.

Good-Lite's numerous achievements over the last 80 years are noteworthy. Palmer Good worked closely with Louise Sloan, PhD, of the Wilmer Eye Institute at Johns Hopkins to develop the Sloan Letters for distance and near testing. Good-Lite is proud to have produced the first commercial chart using Sloan Letters, copyrighted in 1961 by Palmer Good. Sloan letters continue to be the optotype of choice for many medical professionals, and were the precursor to ETDRS charts in worldwide use in clinical trials.

In the 1970s, Palmer worked with Otto Lippmann, MD, to develop HOTV optotypes

using Sloan letters. Lippmann's HOTV optotypes — a modified version of a Stycar matching letters test based on Snellen letters — are useful for screening and testing vision of children as young as 2. The American Academy of Pediatrics, et al., includes HOTV optotypes on its list of recommended tests for preschool vision screening.

In 2002, Good-Lite proudly received exclusive, worldwide manufacturing rights to the complete LEA Test System developed by Lea Hyvärinen, MD, PhD, pediatric ophthalmologist, of Finland. Dr. Hyvärinen started the first vision rehabilitation service in Finland in 1976, designed the LEA Symbols in 1976, and first described her 4 symbols—apple, house, square, and circle—in a peer-reviewed journal in 1980. This System includes the LEA Symbols, the only pediatric optotypes that blur equally at threshold to prevent guessing, and the LEA Numbers. The core tests in this unique system assess near and distance visual acuity, contrast sensitivity, visual field deficits, cognitive vision, adaptation, and color deficiency. They are useful for screening and testing children of all ages, as well as for conducting functional vision assessments in children and adults with developmental delays/disabilities. The American Academy of Pediatrics, et al., includes LEA Symbols on its list of recommended tests for preschool vision screening.

In 2003, Good-Lite became the point of contact for national and international distribution of the validated Color Vision Testing Made Easy by Terrance Waggoner, OD. Dr. Waggoner's color test, useful for children as young as 3, is also an effective screening tool for color deficiencies in children and adults with developmental delays/disabilities. The test has been used successfully at multiple Special Olympics worldwide.

Good-Lite values its key role in helping vision screeners and eye care professionals detect and treat vision disorders. We take pride in meeting the diverse needs of all those who assess vision, including the many clinical trials investigators who look to Good-Lite for state-of-the-art, evidence-based, standardized equipment. As we celebrate our 80+ years, Good-Lite remains family owned and operated and is currently in the capable hands of the third and fourth generations of the Good family.

In celebration of more than 80 years of success, we thank you, our valued customers, for your continued confidence in us. We appreciate your business and you have our assurance that we will continue to provide you with dependable, cost-efficient products and professional services in the years to come.

Good-Lite's Vision Experts



Lea Hyvärinen, MD

Lea Hyvärinen, MD, PhD, Professor h.c., Rehabilitation Sciences, University of Dortmund, Germany; Senior Lecturer, Developmental Neuropsychology, University of Helsinki, Finland, started to develop her LEA Vision Test System in 1976 in Helsinki and has worked on it with Chris Greening in 17 years. The Test System now contains tests for numerous clinical test situations and vision screening of children and adults with different communication needs.

The original tests on the printed near vision card were: a standard test, a test with wide spacing and a tightly crowded test. There were two tests for distance, a hand-made grating acuity test and for low contrast, photographic tests at the same contrast levels as today. In early 1990s came the LEA Puzzle, first black & white, later colorful; Panel 16 color vision test; LEA GRATINGS; Cone Adaptation Test; Rectangle Game; Mailbox Game; Heidi Expressions Game and the LEA Numbers. The additions of the recent years are LEA Grating Acuity Test, LEA Flicker Wand, the 40M and 60M cards for presentation as a line test or singly and the LEA Low Contrast Grating Acuity Test.

Dr. Hyvärinen's contributions to vision include training courses and lectures on functional vision testing for children with disabilities. The next pages depict the Core Tests and their numerous variants that are still available for numerous screening projects and programs.



P. Kay Nottingham Chaplin, EdD Director, Vision and Eye Health Initiatives

P. Kay Nottingham Chaplin, EdD, helped Geoffrey E. Bradford, MD, pediatric ophthalmologist at West Virginia University (WVU) Eye Institute and member of the American Academy of Pediatrics' Section on Ophthalmology Executive Committee, to create the Vision Initiative for Children, a program that trained and equipped individuals to screen the vision of preschoolers.

Between Valentine's Day 2001 and Halloween 2008, Dr. Chaplin directed the program, conducted 178 workshops, and trained more than 1,600 individuals, including school nurses, Head Start personnel, and pediatric primary care providers, to screen the vision of preschoolers. While working at the WVU Eye Institute, she also consulted about preschool vision screening for The Good-Lite Company. When the Vision Initiative for Children was unable to secure additional grant funds, Good-Lite employed Dr. Chaplin as Director of Vision and Eye Health Initiatives at Good-Lite. Partnering with Good-Lite gives Dr. Chaplin the opportunity to support and assist school nurses, Head Start personnel, pediatric primary care providers, and others, throughout the country.

Her doctorate, from WVU, is in Special Education with an emphasis on early intervention special education and adult learning. In her spare time, Dr. Chaplin researches eye chart history and eye chart design.

GOOD-LITE

CATALOG CONTENTS

Follow Dr. Lea
Hyvärinen on-line



Dr. Lea Hyvarinen &
Lea-Test Ltd



www.drleahyvarinen.com



www.lea-test.fi/

lea SYMBOLS®

lea-numbers®

Good-Lite is Going Green



Good-Lite is transitioning its illuminated cabinets from fluorescent to LEDs (light emitting diodes) because LEDs use less power and last longer than fluorescent lighting.

LEA Core Vision Tests — Page 2

The Core Tests based on LEA Symbols and LEA Numbers designed for screening and assessment of visual functioning.

Color Vision Tests — Page 9

Panel 16	Magnetic Color Test	Lanthonly Desaturated
16 & 24 Plate Color Books	HRR Color Tests	Farnsworth 100 Hue

Distance Visual Acuity Testing — Page 11

Computer Software	Wall & Handheld Charts	LEA Symbols
LEA Numbers	HOTV	Sloan Letters

Distance Visual Acuity Screening — Page 14

LEA Symbols	LEA Numbers	HOTV & Sloan Letters
VIP Screening Kit	Pediatric Starter Kits	Screening Software

Near Vision and Reading Visual Acuity — Page 17

LEA Symbols	LEA Numbers	HOTV
Sloan Letters	Reading Cards	Spanish Reading Cards

Low Contrast and Low Vision Tests — Page 22

Low Contrast Charts	Low Contrast Flip Charts	Rehabilitation Charts
Low Vision Books	40M & 60M Cards	Mars Perceptix

Illuminated Cabinets and Charts — Page 26

ESV1200, 1500 & Model A+	ESV3000 ETDRS	Insta-Line Quantum
ESV1018	CSV-1000	Super Pinhole

Stereoacuity Tests — Page 40

Stereo Fly	Stereo Butterfly	Random Dot E
PASS Smile Tests	Vectographs	Worth 4-Dot

Examination Tools — Page 43

Prisms	Neutral Density	Trial Frames
+/- Flippers	Occluders	Fixation

General Optical Aids — Page 53

Visual Field	Eye Models	Tangent Screen
Slant Board	Alger Brushes	Pupillometer

Vision Screening Training, Consulting, and Solutions Services — Page 57

Assistance in vision screening and appropriate screening tests and procedures based on research and national and international guidelines.

3 Easy Ways to Order from Good-Lite:



Order online at
www.good-lite.com



Order by Phone
800-362-3860



Order by FAX
888-362-2576

LEA Core Vision Tests

Visual Acuity Tests: lea SYMBOLS®

Visual acuity tests are used more than any other tests in ophthalmology, optometry, and in vision screening in preschool, school, and occupational health care. Visual acuity can be measured with several different tests that depict different qualities of vision. The basic test is the line test, which has at least five optotypes (test symbols) on the test lines with spaces between the optotypes

that are equal to the width of the optotypes of that line. The distance between the test lines is equal to the height of the lower line (Visual Acuity Measurement Standard (1984) Consilium Ophthalmologicum Universale, Visual Function Committee).

In the LEA Test System series there are line tests, tests with more crowded symbols, and single symbol tests to allow assessment of

function of the visual system in these three functionally different situations. The number of tests has grown over the years because the needs in screening and assessment of children and adults vary at different ages and different functional levels. For more information, go to the Instruction Section of <http://www.lea-test.fi>.



LEA 3-D Puzzle

The LEA 3-D Puzzle is designed for supporting the development of the concept of "same", first with colors, then with black and white concrete forms that are prerequisites for the measurement of recognition acuity with the LEA Symbols tests at an early age. During the play you can also observe eye-hand coordination and awareness of directions, which are often problems for children with brain damage, even mild brain damage. Package includes the booklet: *Assessing Vision Development Through Picture and Shapes* and instructions. Tray is 6.75" x 6.75" (17.2 cm x 17.2 cm). The 4 symbol puzzle pieces are approximately 2" x 2" (5.1 cm x 5.1 cm) each.

..... 251600



LEA Symbols Playing Cards

These specially designed playing cards make it easy to measure near visual acuity in young children, while teaching concepts of similar/different, big/small, bigger/smaller. The 4 packs contain 16 cards each with symbols of varying sizes: 16M and 10M, 6.3M and 4M, 2.5M and 1.6M, and 1M and 0.63M. Includes training cards and instructions. The paper cards measure 1.6" x 2.75" (4 cm x 7 cm).

..... 252500



LEA Symbols Domino Cards

Assess the near visual acuity of 2- and 3-year-old children, or use the cards at any age (older than 2+ years) to train an amblyopic eye. Set contains 3 packs of 16 domino-like cards with a large symbol at one end and a small symbol at the opposite end. Symbol sizes are 3.2M and 0.8M, 2.0M and 0.5M, and 1.25M and 0.3M. Each symbol on the card is printed with its M unit, decimal value, 6 meter, and 20 foot equivalency for visual acuity value at 40 cm testing distance. Includes training cards and instructions. Paper cards measure 1.6" x 2.75" (4 cm x 7 cm).

..... 251500



LEA Symbols Near Vision Screener (16 inches/40 centimeters)

This test is designed for amblyopia screening and testing children who have difficulties when tested with the standard near vision card (#250800). The background is gray with the exception of a white rectangle spaced at 100% surrounding each line of symbols. Line sizes from 20/400 to 20/16 (6/120 to 6/4.8) equivalent, 0.05 to 1.25. Printed on two sides. Response key is printed on the test card. Includes training cards and instructions. Screener measures 8" x 10" (20.3 cm x 25.4 cm).


..... 252000



LEA Symbols Near Vision Card (16 inches/40 centimeters)

This test measures near visual acuity with proportionally spaced (logMAR) lines on the front and lines with 25% and 50% spacing on the back. The tighter spacing often reveals difficulties in seeing tightly spaced details, which should be known when a child is learning to read. Line sizes range from 20/400 to 20/10 (6/120 to 6/3) equivalent, 0.05 to 2.00. Response key printed on test card. Includes training cards and instructions. Card measures 8" x 10" (20.3 cm x 25.4 cm).

..... 250800



LEA Symbols Pocket-Sized Near Vision Card (16 inches/40 centimeters)

This test is designed for testing patients' visual acuity during rounds and in similar situations with a need for quick testing. The test has proportionally spaced (logMAR) lines on one side and tightly crowded lines (50% spacing) on the reverse side. Line sizes from 20/400 to 20/10 (6/120 to 6/3) equivalent, 0.05 to 2.00. 3.75" x 6.25" (9.5 cm x 15.9 cm).

..... 250950



LEA Symbols Distance Vision Screener (10 feet/3 meters)

This test is designed for amblyopia screening and testing children who have difficulties when tested with the standard distance charts (#250250 or 250150). The background is gray with the exception of a white rectangle spaced at 50% surrounding each line of symbols. Line sizes from 20/80 to 20/16 (6/24 to 6/4.8) equivalent, 0.25 to 1.25. Includes response key and training cards. Pages are offset for easy flipping. Instructions are printed on the inside cover. 10 pages, 3.25" x 9" (8.25 cm x 22.9 cm).

..... 259900



LEA Symbols 10-Line Distance Chart (10 feet/3 meters)

This test is the most commonly used test in the health care of children at the age of 3 to 4 years and in amblyopia screening in many countries.

Proportionally spaced (logMAR) lines; line sizes range from 20/200 to 20/16 (6/60 to 6/4.8) equivalent, 0.25 to 1.25. The 20/160 (6/48) and 20/100 (6/30) lines have been omitted. The reverse side is black and can be used as the test surface for the color vision test (#260260). Has a hole for hanging the chart on the wall. Includes response key, training cards, and instructions. 16" x 16" (40.6 cm x 40.6 cm). Folds to 16" x 8" (40.6 cm x 20.3 cm).

..... 250250



LEA Symbols Crowded Symbol Book (10 feet/3 meters)

The Crowded Symbol Book is designed for testing children and adults who have difficulty in reading lines of optotypes. In this test, the child or adult identifies only the middle optotype. The four symbols surrounding the central symbol similarly to the way optotypes are crowded on line acuity charts. As a result of this crowding effect, this test often permits measurement of line acuity in young children much earlier than the line visual acuity charts and, thus, helps in early detection of amblyopia and impaired vision. Line sizes from 20/63 to 20/16 (6/19 to 6/4.8) equivalent, 0.63 to 1.25. Includes response key, training cards, and instructions. 16 offset pages, 5" x 5" (12.7 cm x 12.7 cm).

..... 250700



LEA Symbols Single Symbol Book (10 feet/3 meters)

The Single Symbol Book is designed for testing children and adults who have difficulties in perception of symbols in lines. The visual acuity values measured with single symbols are often several lines better than the line acuity values in persons with impaired vision and, thus, overestimate the quality of visual functioning. Single optotype line sizes from 20/200 to 20/8 (6/60 to 6/2.4) equivalent, 0.10 to 2.50. Includes isolating mask, response key, training cards, and instructions. 13 offset pages for easy flipping. 5" x 5" (12.7 cm x 12.7 cm).


..... 250600



LEA Symbols Flash Cards (10 feet/3 meters)

This set of flash cards was designed for testing distance visual acuity in children and adults who have difficulty with visual acuity charts, the Crowded Symbol Book Test, or the Single Symbol Book Test. Line sizes from 20/200 to 20/8 (6/60 to 6/2.4) equivalent, 0.10 to 2.50. Includes response key, training cards, and instructions. 30 cards per set, 4" x 5" (10 cm x 12.7 cm) to 5" x 5" (12.7 cm x 12.7 cm).

..... 252700



LEA Symbols Cards, 40M and 60M

The 5 LEA Symbols Cards, 40M and 60M, can be presented as single optotypes or arranged in a row as a line test. When the cards are next to each other, the space between the symbols is equal to the width of the symbols. To determine the visual acuity use the following formula:

$$VA = \frac{\text{Viewing Distance Used (meters)}}{\text{M-value}}$$

60M cards are approx. 8.6" x 8.6" (21.9 cm x 21.9 cm). 40M cards are approx. 6" x 6" (15.25 cm x 15.25 cm).

..... 256100



Leo Learns By Doing (DVD, 17 minutes)

When a blind child is born into a family, the situation is new and confusing. Parents have thousands of questions,

but very few answers, such as:

- How am I able to do everything possible for my child?
- How can our everyday life become ordinary, good, and safe, yet active?
- How can I best support my child?
- Am I overprotective or encouraging as a parent?
- How will my blind child receive as many experiences as the seeing child?

These questions and more are answered in this DVD.


..... 790000



LEA Symbols 15-Line Distance Chart (10 feet/3 meters)

This test is designed for vision screening at schools and assessment of vision of children with special needs beginning with age of 3 years. Proportionally spaced (logMAR) lines; line sizes range from 20/200 to 20/8 (6/60 to 6/2.4) equivalent, 0.10 to 2.50. The reverse side is black and can be used as the test surface for the color vision test (260260). Has a hole for hanging the chart on the wall. Includes response key, training cards, and instructions. 17" x 21" (43 cm x 53.4 cm). Folds to 17" x 10.5" (43 cm x 26.7 cm).

..... **250150**




LEA Symbols 13-Line Translucent Distance Chart (10 feet/3 meters)

Proportionally spaced (logMAR) lines; line sizes range from 20/125 to 20/8 (6/38 to 6/2.4) equivalent, 0.16 to 2.50 with repetitive left eye/right eye groups. This chart can either be wall mounted or used in an illuminated cabinet found on page 26. Includes response key, training cards, and instructions.

Set **252400**

Chart Only **252401**




LEA Symbols 13-Line Translucent Distance Chart (10 feet/3 meters)

Proportionally spaced (logMAR) lines; line sizes range from 20/125 to 20/8 (6/38 to 6/2.4) equivalent, 0.16 to 2.50. This chart can either be wall mounted or used in an illuminated cabinet found on page 26. Includes response key, training cards, and instructions.

Set **250400**

Chart Only **250401**




LEA Symbols 12-Line Translucent Distance Chart (13 feet/4 meters)

Proportionally spaced (logMAR) lines; line sizes range from 20/100 to 20/8 (6/30 to 6/2.4) equivalent, 0.20 to 2.50. This chart can either be wall mounted or used in an illuminated cabinet found on page 26. Includes response key, training cards, and instructions.

Set **255100**

Chart Only **255101**



LEA Symbols 15-Line Translucent ETDRS-Style Distance Chart for ESV3000 Cabinet (10 feet/3 meters)

LEA Symbols distance visual acuity test for the ETDRS Illuminated Cabinet. Proportionally spaced (logMAR) lines; line sizes range from 20/200 to 20/8 (6/60 to 6/2.4) equivalent, 0.10 to 2.50. Includes response key, training cards, and instructions. 24.5" x 25.5" (62 cm x 65 cm).

..... **250300**



LEA Symbols Chart for Vision Rehabilitation (40 inches/1 meter)

This test is designed for testing children and adults with visual impairment at a distance of 1 meter. The largest symbols are 50M in size, corresponding to 1m/50M = to 1/50 or decimal visual acuity 0.02, equivalent values 20/1000, 6/300. The smallest symbols are 1M in size corresponding to 1m/1M = to 1/1 or decimal visual acuity 1.00, equivalent values 20/20, 6/6. Designed courtesy of August Colenbrander, MD. Chart measures 16" x 21.5" (40.7 cm x 54.6 cm). Folds to 16" x 10.75" (40.7 cm x 27.3 cm).

..... **258000**

Visual Acuity Tests:



LEA Numbers were developed for international studies in occupational health and school health services. Letters like the Sloan letters are used in the

Western world and in the old colonies of western empires but not in a large part of the

Lea-numbers®

rest of the world. The Arabic numbers are known world over, even in countries that use other types of numbers. The four numbers 5, 6, 8, and 9 were chosen because they could be designed to blur equally.

The numbers 5, 6, 8, and 9 were designed by Dr. Hyvärinen in 1993 and calibrated with the Landolt C (Juvi Mustonen, OD; Risto Näsänen, PhD; and Lea Hyvärinen, MD, Vision Laboratory, Department of Physiology, University of Helsinki, Finland 1994).



LEA Numbers 15-Line Translucent ETDRS-Style Distance Chart for ESV3000 Cabinet (13 feet/4 meters)

Proportionally spaced (logMAR) lines; line sizes range from 20/200 to 20/8 (6/60 to 6/2.4) equivalent, 0.10 to 2.50.

..... 270200



LEA Numbers Near Vision Card (16 inches/40 centimeters)

Designed to measure visual acuity with a standard line test and with three tighter spaced tests; 50%, 25%, and 12.5%, which often reveal difficulties in seeing tightly crowded details. Line sizes range from 20/400 to 20/10 (6/120 to 6/3) equivalent, 0.05 to 2.00. Card measures 8" x 10" (20.3 cm x 25.4 cm).

..... 270900



LEA Numbers Near Vision Card (24 inches/60 centimeters)

Designed to measure visual acuity with a

standard line test and with three tighter spaced tests; 50%, 25%, and 12.5%, which often reveal difficulties in seeing tightly crowded details. Line sizes range from 20/400 to 20/10 (6/120 to 6/3) equivalent, 0.05 to 2.00. Card measures 8" x 10" (20.3 cm x 25.4 cm).

..... 274100



LEA Numbers Pocket-Sized Near Card (16 inches/40 centimeters)

This test is designed for testing patients' visual

acuity during rounds and in similar situations with a need for quick testing. The test has proportionally spaced (logMAR) lines on one side and tightly crowded lines (50% spacing) on the reverse side. Line sizes from 20/400 to 20/10 (6/120 to 6/3) equivalent, 0.05 to 2.00. 3.75" x 6.25" (9.5 cm x 15.9 cm).


..... 271000



LEA Numbers 15-Line Distance Chart (10 feet/3 meters)

This test is designed for vision screening at schools and assessment of vision of children with special needs beginning with age of 3 years. Proportionally spaced (logMAR) lines; line sizes range from 20/200 to 20/8 (6/60 to 6/2.4) equivalent, 0.10 to 2.50. Has hole for hanging on the wall. 18" x 20" (45.7 cm x 50.8 cm). Folds to 18" x 10" (45.7 cm x 25.4 cm).

..... 271100



A LEA Numbers 13-Line Translucent Distance Chart (10 feet/3 meters)

Proportionally spaced (logMAR) lines; line sizes range from 20/125 to 20/8 (6/38 to 6/2.4) equivalent, 0.16 to 2.50.

..... 271200

B LEA Numbers 12-Line Translucent Distance Chart (13 feet, 4 meters)

Proportionally spaced (logMAR) lines; line sizes range from 20/100 to 20/8 (6/30 to 6/2.4) equivalent, 0.20 to 2.50.

..... 271300



LEA Numbers Chart for Vision Rehabilitation (40 inches/1 meter)

This test is designed for testing children and adults with visual impairment at a distance of 1 meter. The largest symbols are 50M in size, corresponding to 1m/50M = to 1/50 or decimal visual acuity 0.02, equivalent values 20/1000, 6/300. The smallest symbols are 1M in size corresponding to 1m/1M = to 1/1 or decimal visual acuity 1.00, equivalent values 20/20, 6/6. Designed courtesy of August Colenbrander, MD. Chart measures 16" x 21.5" (40.7 cm x 54.6 cm). Folds to 16" x 10.75" (40.7 cm x 27.3 cm).

..... 272100


PLEASE NOTE: 9 x 14 LEA Numbers Charts can either be wall mounted or used in an illuminated cabinet found on page 26.



LEA Numbers Single Number Book (10 feet/3 meters)

The Single Number Book is ideal for situations in which the child/adult cannot perform when tested with a line test. This book can help determine the best resolution of the visual pathway in a child/adult with amblyopia or impaired vision. Single optotype line sizes range from 20/200 to 20/8 (6/60 to 6/2.4) equivalent, 0.10 to 2.50. Includes isolating mask and instructions. 13 offset pages for easy flipping. 5" x 5" (12.7 cm x 12.7 cm).

..... **274000**



LEA Numbers Cards, 40M and 60M

These five LEA Numbers Cards can be used for presentation as single optotypes or arranged in a row as a line test. When the cards are next to each other, the space between the numbers is equal to the width of the symbols. To determine the visual acuity use the following formula:

$$VA = \frac{\text{Viewing Distance Used (meters)}}{M\text{-value}}$$

60M cards are approx. 6" x 9" (15.25 cm x 22.9 cm). 40M cards are approx. 4" x 6" (10.2 cm x 15.25 cm).

..... **272400**

Contrast Sensitivity

The contrast sensitivity tests that Dr. Hyvärinen has developed for clinical examinations and research projects have been used in the evaluation of vision of thousands of patients in numerous countries revealing changes in visual functioning that

were not detected with the high contrast visual acuity tests. Measurement of contrast sensitivity should be a part of routine examinations because vision at low and intermediate contrast levels is important in communication and orientation in space.




LEA Symbols Low Contrast Test, 10M

Test for quick measurement of low contrast visual acuity at 25%, 10%, 5%, 2.5%, and 1.25% contrast by measuring the distance where the symbols are seen. 10M symbols correspond to visual acuity 0.10 at 1 m, 0.5 m, and 0.3 at 3 m. VA values are, thus, easy to calculate. Test includes a table for conversion to Snellen equivalent VA values, a response key, training cards, recording forms, and instructions. 6 pages, 3.25" x 9" (8.25 cm x 22.9 cm).

..... **251100**

Mixed Order **251200**



LEA Symbols Translucent Low Contrast Charts for Illuminated Cabinet

A low contrast test is a special way to measure visual acuity to determine how well eyes function in low light situations and/or to determine how well eyes distinguish objects from similarly colored or shaded backgrounds. Testing is identical to the measurement of visual acuity at high contrast level. The 2.5% test is the most practical test in clinical use. Available in 5 contrast levels: 1.25%, 2.5%, 5%, 10%, and 25%. Includes response key, training cards, recording forms, and instructions.

- A** 1.25% **253700**
- B** 2.5% **253800**
- C** 5%..... **253900**
- D** 10%..... **254000**
- E** 25% **254100**



LEA Numbers Low Contrast Test, 10M

Test to easily measure, record, and detect changes in the transfer of visual information when the change only affects visual acuity at low contrast levels. Chart presents numbers at the following contrast levels: black, 25%, 10%, 5%, 2.5%, and 1.25%. Pages are offset for easy flipping. Each chart includes recording forms and instructions. 6 pages, 3.25" x 9" (8.25 cm x 22.9 cm).

..... **270400**

Mixed Order **270500**



Hiding Heidi Low Contrast Face Test

See page 8 for more details.

Four cards printed on both sides in the following contrast levels: black, 25%, 10%, 5%, 2.5%, and 1.25%. Cards are 9" x 9" (23 cm x 23 cm). Includes instructions.

..... **253500**




LEA Low Contrast Grating Acuity Test

Measurement of contrast sensitivity curve is based on 6 gratings at 3 contrast levels, 10%, 2.5%, and 1.2% contrast using 3 grating frequencies: 0.5 cpcm and 8 cpcm (10% level) or 0.5 cpcm and 4 cpcm (2.5 and 1.2% level). Testing is based on finding the distance where the person is at threshold in seeing the direction of the grating lines. Includes nomograms, instructions, and recording forms. Measures 8" (20 cm) in diameter.

..... **253400**

Cognitive Vision



Visual information undergoes several neural processes before it is perceived as images. When vision changes, the changes may occur either in the image quality, due to disorders of the eyes and/or visual pathways, or picture perception, due to loss of function in some of the specific analytic functions in the visual cortices. The number of visually impaired children with brain damage-related visual impairment is increasing in all countries.

Tests for cognitive vision were designed for early diagnosis of some usual cognitive problems.

It is important that all cognitive visual functions are assessed, from seeing the orientation of lines and size of objects to different recognition functions and more complicated perceptual tasks. For example, a child who has lost recognition of facial features only may be misunderstood when he/she does not greet people whom the child knows well. Likewise, children who do not perceive facial expressions may be taken as autistic when they cannot function in a group of toddlers whose communication is through body language. For more information, go to the Instructions Link:

www.lea-test.fi

LEA Numbers Low Contrast Charts for Illuminated Cabinet

A low contrast test is a special way to measure acuity to determine how well eyes function in low light situations and/or to determine how well eyes distinguish objects from similarly colored or shaded backgrounds. Testing is identical to the measurement of visual acuity at high contrast level. The 2.5% test is the most practical test in clinical use. Available in 5 contrast levels: 1.25%, 2.5%, 5%, 10%, and 25%. Includes response key, training cards, recording forms, and instructions.


- A** 1.25% **271500**
- B** 2.5% **271600**
- C** 5% **271700**
- D** 10% **271800**
- E** 25% **271900**



LEA 3-D Puzzle

The LEA 3-D Puzzle is designed for training and assessing typically developing toddlers and other young children. The puzzle also serves as an assessment tool for individuals with brain damage, or for older children and adults with low cognitive abilities. Includes instructions and the booklet: *Assessing Vision Development Through Pictures and Shapes*. Tray is 6.75" x 6.75" (17.2 cm x 17.2 cm). The 4 symbol puzzle pieces are approximately 2" x 2" (5.1 cm x 5.1 cm) each.

..... **251600**



Small and Medium Heidi Fixation Targets

The small 2" (5 cm) diameter "smiling face" fixation paddle was developed based on studies by Robert Fanz. Features include grating on reverse side, small pictures of a bunny and a giraffe for demanding fixation, and pupil size and corneal diameter measurement on the handle. The medium 5" (13 cm) diameter fixation paddle is for assessing children with severe disabilities to determine the distance at which the children respond to a high-contrast face figure.

- A** Medium Target **253100**
- B** Small Target **253000**

LEA Grating Acuity Test, a Resolving/Discrimination Test

This test at full contrast requires discrimination of

the direction of long lines, which is a more demanding task than the detection acuity measured with LEA GRATINGS. The test gratings are presented to children and adults at different distances to determine which distance the direction of lines can be perceived. Knowing the distance and which grating was used, the grating acuity values can be read from the nomograms. Includes, nomograms, instructions, and storage case. 4 disks 8" (20 cm) in diameter.

..... **251300**



LEA GRATINGS, a Preferential Looking Test

LEA GRATINGS are for preferential looking test situations with infants or children and adults with disabilities to determine detection acuity. Grating levels printed on each handle are: 0.25, 0.5, 1.0, 2.0, 4.0, and 8.0 cpcm (cycles per centimeter of surface). Includes instructions and storage case. 4 paddles 8" (20 cm) in diameter.

..... **253300**

Visual Field



LEA Flicker Wand

The LEA Flicker Wand is 26.5" (67.3 cm) long with a 20" (50.8 cm) flexible wand with a diode at the end that can be used as either a flickering or non-flickering stimulus at 4, 40, and 400 cd/m². The curved wand is moved from behind the person forward in all four quadrants of the visual field to detect losses in the periphery of the visual field.

..... **280000**



Hiding Heidi Low Contrast Face Test

Visual communication is the most important communication method during the first year of life. The ability to detect objects of low contrast is an important component of the visual system. For example, facial expressions are mediated by faint shadows and changes in the contours of the mouth and eyes. Determining the levels of contrast that an infant can detect helps provide baseline data for evaluating future changes. For example, deviations from usual behavior may indicate disorders that leave vision at high-contrast levels unaffected.

Four cards printed on both sides in the following contrast levels: black, 25%, 10%, 5%, 2.5%, and 1.25%. Cards are 9" x 9" (23 cm x 23 cm). Includes instructions.

..... 253500



Heidi Expressions Test Game

Some children with visual impairments may achieve near normal results in routine vision tests (large visual field and normal or near normal visual acuity), but cannot interpret facial expressions or recognize people's faces. The Heidi Expressions Test Game improves early evaluation of vision for communication. 18 cards per set. Cards are 4" x 4" (10.16 cm x 10.16 cm).

..... 254505



LEA Rectangles Game

This educational toy is a modified version of Effron's rectangles and is used to assess size perception. The Rectangles Game contains two groups of rectangles. The total surface area of each rectangle is the same. A child with normal eyesight can distinguish between the longer and the shorter rectangles—often before the age of 3 years. If the child has difficulty making this distinction or does not understand the instructions, the LEA Rectangles Game can help determine whether or not the child has a specific visual acuity problem. Includes instructions and 10 colored rectangles (5 black, 5 gray) in 5 sizes with a total area of 4" (10.16 cm) each.

..... 254600



LEA Mailbox Game

Used to assess visual perception of line orientation. Tests two components:
1) information for

the hand movements in the parietal lobe and 2) picture perception in the inferior temporal lobe. To observe the first function, the child is asked to drop a card through the slot of the LEA Mailbox Game. The child should demonstrate perception of the orientation of the slot by turning the card to the correct position before moving it half the distance to the slot (dorsal stream function). A ventral stream function can be observed through interactive play using the LEA Mailbox Game. If a child cannot visually perceive the orientations of lines, drawing them may be difficult, and drawing angles will make no sense. Includes instructions.

..... 254700

Adaptation Test



Cone Adaptation Test

The test consists of 15, 2" x 2" (5 cm x 5 cm) red, blue, and white plastic chips designed to help parents, teachers, and doctors assess children's visual difficulties in twilight. The test situation is not a formal test of night vision, but gives useful information on visual adaptation to lighting changes.

..... 252900

Color Vision Test



Panel 16 Quantitative Color Vision Test

The Panel 16 Color Vision Test includes 16 test caps and 17 restriction rings with one of the caps being a "pilot". The diameter of the stimulus area is 1.3" (3.3 cm), and can be reduced by using dark gray restriction rings with an opening of 0.47" (1.2 cm) in diameter. Acrylic case includes a cloth storage pouch. Travel tube comes with black cloth. Both come with recording forms and instructions. Single Set

A With Acrylic Case 260200

B With Travel Tube 260260

Double Set (Shown on page 10)

With Acrylic Case 260100

With Travel Tube 260160


Color Vision Tests



Good-Lite Pseudoisochromatic Color Vision Test

This test offers 8 numbers and 8 pediatric symbols with larger testing plates for easy screening of children and adults — also those with low vision. Checks for both red/green and blue/yellow deficiencies. Includes a basic color vision test plate, user-friendly instructions, tabbed sections, and protective and antiglare coating on each test page.

..... 730000



Pseudoisochromatic Plate Ishihara Compatible (PIPIC) Color Vision Test 24-Plate Edition

by Terrace Waggoner, OD

Quickly screens for normal color vision and both congenital and acquired color vision defects. Classifies to type (protan, deutan, and tritan). The only test available that contains both tritan (blue/yellow deficiency) and basic color vision test plates. Provides additional plates to comply with testing requirements of the US military and most other government agencies.

..... 730009



Color Vision Testing Made Easy

by Terrace Waggoner, OD

This test uses simple, easy-to-recognize symbols and is appropriate for children as young as age 3 years. Test requires about 1 minute to administer and score.

..... 730001



Online Color Vision Testing at www.good-lite.com/tcv

Testing color vision (TCV) is moving from the traditional pseudo-isochromatic color vision test booklet into an online based color vision test that tests for protan, deutan, and tritan color vision deficiencies. TCV allows clients to test thousands of users at once and only takes approximately 3 minutes to test someone's color vision.

Online Color Vision Testing Platforms

Single-User: Allows one person to take a color vision test and receive their results. If the person passes the color vision test, he/she will receive a certificate acknowledging pass or did not pass.

Multi-User: Allows the test administrator to create test-takers. This is used by organizations such as schools, hospitals, and pharmaceutical companies. There are several different ways that a test-taker can be created.

- Adding an individual test-taker
- Adding multiple emails at once
- "Take Test Immediately" function

Visit www.good-lite.com/tcv for more details.



Richmond HRR Standard Pseudoisochromatic Test

Quickly screens for normal color vision and congenital and acquired color vision defects, classifying to type—protan/deutan (red/green) and tritan (blue/yellow)—and extent of defect. This test is ideal for pediatric testing, because it uses simple shapes (O, X, Δ) that are easily recognized by children. Special non-glare laminate keeps colors from becoming distorted and prevents fingerprint smudges. Reversible occluding glasses are included.

Unlaminated 730006

Laminated 730005

Richmond HRR/Amsler Combination Color Book

HRR and Amsler Grid combined into one easy to use book.

Laminated 730020

Unlaminated 730021



HMC Oculus Anomaloscope

For precision diagnosis of color vision in the red/green and blue/green areas with integrated automatic neutral adaptation. The unit is normally controlled using the MS-Windows® based software and included cable from a PC or laptop. Can also be controlled using the optional keypad (P/N 4667) with LCD display.

- Meets requirements of Nagel and DIN-Norm 6160
- Adjustable automatic neutral adaptation (standard 'C' lighting)
- Standard test field of 2°
- Based on additive mixing of colors

Pentium 2 or newer & Windows XP Only. Interface cable with RS-232 9 pin (RS 232 / V24, Dub D-jack, 9-pole) serial port.

..... 466600

Color Vision

Panel 16 Quantitative Color Vision Test

The Panel 16 Color Vision Test sets display the same hues as the Farnsworth D-15. The diameter of the stimulus area is 1.3" (3.3 cm), and can be reduced by using dark gray restriction rings with an opening of 0.47" (1.2 cm) in diameter. Travel tube comes with black cloth.



Single Set

Includes 16 test caps, 16 restriction rings, acrylic case, cloth storage pouch, recording forms, and instructions.

- A** With Case 260200
- B** With Travel Tube 260260



Double Set

Includes 2 sets of 16 test caps (32 total), 32 restriction rings, acrylic case, cloth storage pouch, recording forms, and instructions.

- C** With Case 260100
- D** With Travel Tube 260160



Farnsworth D-15 Color Test Kit

Quickly and easily screen for red-green color deficiencies by asking subjects to separate 15 color disks. The Farnsworth D-15 allows basic color deficiency screening. The diameter of the stimulus area is .47" (1.2 cm).

..... 730022



Lanthony Desaturated Color Test

The Lanthony Desaturated Color test is identical to the Farnsworth D-15, but the 15 disks are desaturated (lighter in hue). This allows the screener to determine whether or not the subject has the ability to discriminate between subtle color variations. The test can distinguish between normal color perception and mild deficiency in protan/deutan (red-green) or tritan (blue-yellow). The diameter of the stimulus area is .47" (1.2 cm).

..... 730023

Farnsworth 100 Hue Color Test

Farnsworth 100 Hue Test comes boxed in clear acrylic containers which make scoring easy and reduces the potential for test disruption by holding the patient's disc sequence intact. The Farnsworth 100 Hue test includes 93 color discs; 4 clear acrylic boxes; a tray; a durable, laminated score template for copying; a supply of non-latex, lightly powdered gloves for the patient's hands to maintain cleanliness and accuracy of the color discs; comprehensive instructions; and a CD disk with a scoring template for use with MS Excel. The scoring template calculates a numerical score and provides a graphical display or print-out of the patient's score. Dimensions: 56 cm x 17 cm x 2.4 cm.

..... 730024



Richmond Magnetic Color Test

Test color vision by moving a magnet to arrange the colored disks. This complete Farnsworth D-15 test is enclosed in a sealed plastic box to prevent the disks from becoming lost or dirty. The diameter of the stimulus area is .47" (1.2 cm).

..... 730004



Richmond Desaturated Magnetic Color Test

Assess fine color discrimination with the use of this desaturated Farnsworth D-15 test. The color disks come in an enclosed plastic box and are arranged using a magnet. The colors used in this set are desaturated (lighter in hue), so that finer discrimination is required to arrange the disks. The diameter of the stimulus area is .47" (1.2 cm).

..... 730025



Richmond Daylight Illuminator

The redesigned easel illuminator provides the proper angle for Pseudoisochromatic

Plates and Cap Style tests. The easel helps avoid damaging fingerprints on the plates because the plates are presented standing on their own. The easel is removable for installation of a Flat Tray in order to use the Illuminator with arrangement tests. Includes convenient hand grips for ease of transport, light switch, and a 4-foot cord.

..... 730003

Distance Computerized Vision Testing System (VTS)



VTS Complete Computerized Vision Testing System

The Good-Lite Company brings our extensive 80+ years of vision testing experience to the Vision Testing System (VTS), a seamless transition from projector charts to state-of-the-art computerized vision testing system!

VTS Testing System Features

Multiple Optotypes in One System.

Now easily test all your patients: children as well as adults. The VTS system contains LEA Symbols, LEA Numbers, HOTV, Sloan Letters, and more. Display characters in a variety of formats including logMAR, vertical/horizontal single lines, crowded or uncrowded single optotype, and low contrast fonts. Simply change the optotype or display format with the press of a button on the included remote control.

Secondary Calibration Distance

Seamlessly switch between 2 calibration distances on your VTS System to accommodate a clinical trial requirement, clinical trial requirement, patient with low vision, or a patient who uses a wheelchair.

LEA Symbols Pediatric Testing

The standard in vision testing for children and adults where all symbols blur at threshold. Unlike optotypes that look like LEA Symbols, the LEA Symbols have been validated, calibrated against the Landolt C, and are the only pediatric optotypes to blur equally at threshold to prevent guessing. LEA Symbols are on the recommended list of eye charts in a consensus policy statement of the AAP, AOA, AAPOS, and AACO.

Optotype Indicator

Advanced optotype indicator allows the clinician to easily direct both children and adults as to which optotypes to identify.

VTS Includes:

- Sloan Letters
- LEA Symbols
- LEA Numbers
- Landolt "C"
- HOTV
- Tumbling "E"
- Red/Green
- Low Contrast Testing
- Crowding/Interaction Bars
- Worth 4-Dot
- Phoria Fixation Disparity
- Three Lines Same Size
- Single Vertical Line

Performance Attributes:

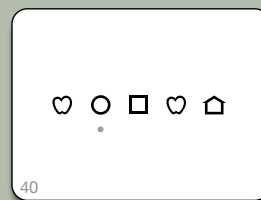
- Optotype Indicator
- Unlimited User-Defined Protocols
- Cycling Optotype/Multi-Lines/Letters
- Complete Randomization
- Streamlined Video Select & Display
- Secondary Calibration Distance
- Quick Copy Video Control
- ETDRS Selectable
- Fixation Targets/Stimulus

VTS Software with Computer* **300100**

VTS Software Only **300105**

* Please contact Good-Lite for details on computer

VTS Features



LEA Symbols with Indicator



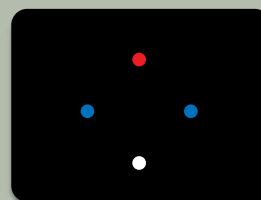
High Contrast Characters



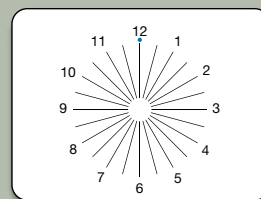
Single Number with 50% Crowding



Red/Green Test



Worth 4-Dot Testing



Astigmatic Clock

Distance Visual Acuity Testing

Distance Acuity Wall Charts



LEA Symbols 10-Line Distance Chart (10 feet/3 meters)

This test is the most commonly used test in the health care of children at the age of 3 to 4 years and in amblyopia screening in many countries.

Proportionally spaced (logMAR) lines; line sizes range from 20/200 to 20/16 (6/60 to 6/4.8) equivalent, 0.25 to 1.25. The 20/160 (6/48) and 20/100 (6/30) lines have been omitted.

The reverse side is black and can be used as the test surface for the color vision test (#260260). Has a hole for hanging the chart on the wall. Includes response key, training cards, and instructions. 16" x 16" (40.6 cm x 40.6 cm). Folds to 16" x 8" (40.6 cm x 20.3 cm).

..... 250250



LEA Symbols 15-Line Distance Chart (10 feet/3 meters)

This test is designed for vision screening at schools and assessment of vision of children with special needs beginning with age of 3 years. Proportionally spaced (logMAR) lines; line sizes range from 20/200 to 20/8 (6/60 to 6/2.4) equivalent, 0.10 to 2.50. The reverse side is black and can be used as the test surface for the color vision test (260260).

Has a hole for hanging the chart on the wall. Includes response key, training cards, and instructions. 17" x 21" (43 cm x 53.4 cm). Folds to 17" x 10.5" (43 cm x 26.7 cm).

..... 250150



LEA Numbers 15-Line Distance Chart (10 feet/3 meters)

Proportionally spaced (logMAR) lines; line sizes range from 20/200 to 20/8 (6/60 to 6/2.4) equivalent, 0.10 to 2.50. Has hole for hanging on the wall. 18" x 20" (45.7 cm x 50.8 cm). Folds to 18" x 10" (45.7 cm x 25.4 cm).

..... 271100



Sloan Letters Folding Chart (10 feet, 3 meters)

Proportionally spaced (logMAR) lines; line sizes range from 20/200 to 20/8 (6/60 to 6/2.4) equivalent, 0.10 to 2.50. 18" x 18" (45.7 cm x 45.7 cm); folds to 18" x 9" (45.7 cm x 22.9 cm).

..... 735000



Magnetic Sloan Letters Chart (20 feet/6 meters)

This durable chart is made of plastic coated galvanized steel with 2 sets of 20 magnetic strips (40 total) with 5 characters on each strip. Meets all qualifying standards for military aviators (e.g., officer candidates, pilots, air crewmen, etc). Approved by the Navy Bureau of Medicine and Surgery (BUMED). Chart measures 9.5" x 11" (24.1 cm x 28 cm).

20/20 size 400500

20/40 size (not shown) 400900



Cardiff Pediatric Acuity Test

Designed specifically for acuity measurement in children ages 6 months to 3 years. The test may also be helpful in other age groups for people with intellectual impairment, dementia, head injury, or stroke. Cards can be used at either 1 meter or 1/2 meter. This card set includes 36 cards providing 24 acuity levels when used at both distances and Children's Fun Frame Occluders.

..... 474000

Cardiff Low Vision Cards

..... 475400

Cardiff Low Contrast Cards

..... 566700

Insist On Genuine LEA Products by GOOD-LITE

lea SYMBOLS®
lea-numbers®

Distance Acuity Handheld Tests



LEA Symbols Crowded Symbol Book (10 feet/3 meters)

Variation of the line test for children or adults who have difficulty concentrating on a chart. The center symbol is surrounded on four sides by symbols of the same size. The interaction between the center symbol and the surrounding symbols is approximately the same as in a line test. The test size is convenient and easy to administer during screenings, home visits, and unique testing situations. Often, this is the first line test that can measure visual acuity of a young child with amblyopia, because the test produces the effect of crowding. Line sizes range from 20/63 to 20/16 (6/19 to 6/4.8) equivalent, 0.32 to 1.25. Includes response key, training cards, and instructions. 16 offset pages for easy flipping. 5" x 5" (12.7 cm x 12.7 cm).

..... 250700



LEA Symbols 50% Spaced Crowding Bars Book (10 feet/3 meters)

This book features 50% spaced contour interaction bars to provide single optotype acuity with the proper crowding effect. Optotype line sizes range from 20/100 to 20/20 (6/30 to 6/6) equivalent, 0.20 to 1.00. Includes response key, training cards, and instructions. 17 offset pages for easy flipping. 4" x 4" (10.2 cm x 10.2 cm).

..... 259200



LEA Symbols Single Symbol Book (10 feet/3 meters)

The Single Symbol Book is ideal for people who cannot perform when tested with a line test. This book can help determine the best resolution of the visual pathway in a child/adult with amblyopia or impaired vision. Single optotype line sizes range from 20/200 to 20/8 (6/60 to 6/2.4) equivalent, 0.10 to 2.50. Includes isolating mask, response key, training cards, and instructions. 13 offset pages for easy flipping. 5" x 5" (12.7 cm x 12.7 cm).


..... 250600



LEA Symbols Distance Vision Screener (10 feet/3 meters)

This test is designed for amblyopia testing or screening. The background is gray with the exception of a white rectangle spaced at 50% surrounding each line of symbols. Line sizes range from 20/80 to 20/16 (6/24 to 6/4.8) equivalent, 0.25 to 1.25. Includes response key and training cards. Pages are offset for easy flipping. Instructions are printed on the inside cover. 10 pages, 3.25" x 9" (8.25 cm x 22.9 cm).

..... 259900



LEA Symbols Flash Cards (10 feet/3 meters)

This set of flash cards was designed for testing distance visual acuity in children and adults who have difficulty with visual acuity charts, the Crowded Symbol Book test or the Single Symbol Book test. Line sizes range from 20/200 to 20/8 (6/60 to 6/2.4) equivalent, 0.10 to 2.50. Includes response key, training cards, and instructions. 30 cards per set, 4" x 5" (10 cm x 12.7 cm) to 5" x 5" (12.7 cm x 12.7 cm).

..... 252700



Single HOTV Letter Book With 50% Spaced Crowding Bars (10 feet/3 meters)

This book features 50% contour interaction bars to provide single optotype acuity with the proper crowding effect. Optotype line sizes range from 20/100 to 20/16 (6/30 to 6/4.8) equivalent, 0.20 to 1.25. Includes response panel, training cards, and instructions. 17 offset pages for easy flipping. 4" x 4" (10.2 cm x 10.2 cm).

..... 600350



LEA Numbers Single Number Book (10 feet/3 meters)

The LEA Numbers Single Number Book is ideal for situations in which the child/adult cannot perform when tested with a line test. This book can help determine the best resolution of the visual pathway in a child/adult with amblyopia or impaired vision. Single optotype line sizes range from 20/200 to 20/8 (6/60 to 6/2.4) equivalent, 0.10 to 2.50. Includes isolating mask and instructions. 13 offset pages for easy flipping. 5" x 5" (12.7 cm x 12.7 cm).

..... 274000

Distance Visual Acuity Screening

Distance Acuity Screening Tests



VIP Complete Package (5 feet/1.5 meters)

The Vision In Preschoolers (VIP) Study, sponsored by the National Eye Institute, initially evaluated 11 vision screening tests and found that LEA Symbols were among the 4 most effective tests for young children. VIP's Crowded Single LEA Symbols Visual Acuity Test for 5 feet (1.5 meters), designed exclusively for the study, is now available.

The VIP Complete Package includes:

- VIP Illuminator with Universal Power Supply
- Crowded LEA Symbols Disk Card with Masking Window for 3-year-olds: 1 side for each eye
- Crowded LEA Symbols Disk Card with Masking Window for 4- and 5-year olds: 1 side for each eye
- Baseline Flip Book
- LEA Symbols Response Key (Lap Card)
- 4 LEA Symbols Individual Training Cards
- Children's Fun Frame Occluders
- Cord to measure testing distance
- Recording form and instructions
- Universal Power Supply

..... **300555**
with PASS 2 Test **300560**

VIP Screener Set Only

Does not include the Illuminator and Children's Fun Frame Occluders.

..... **300500**

VIP Illuminator

Universal power supply.

..... **300510**

White Fluorescent Replacement Bulb

Used with Model A+, Model A, Model M, or VIP Illuminator. F8T5D 8 watt

..... **600500**



Ultimate VIP Package (5 feet/1.5 meters)

The VIP Vision Screening kit with additional items to round out your vision screening needs.

The Ultimate VIP Package includes:

- VIP Illuminator with Universal Power Supply
- Crowded LEA Symbols pediatric symbols disk card with masking window for 3-year-olds: 1 side for each eye
- Crowded LEA Symbols pediatric symbols disk card with masking window for 4- and 5-year olds: 1 side for each eye
- Baseline Flip Book
- LEA Symbols pediatric symbols response key (lap card)
- 4 LEA Symbols pediatric symbols individual training cards
- PASS Test II Stereoacuity Test
- Children's Fun Frame Occluders
- Cord to measure testing distance
- Recording form and instructions
- Carrying case

..... **300565**



VIP Threshold Testing

The Vision In Preschoolers (VIP) pediatric vision test can now test for threshold. The threshold housing contains optotypes as in 20/20 and 20/16 optotypes featuring LEA Symbols with 50% spaced crowding bars for both left and right eyes.

20/32 and 20/25 **300530**

20/20 and 20/16 **300531**



Eye Check Screener Set (5 feet/1.5 meters)

5-foot vision screening test using LEA Symbols and designed to employ evidence-based screening principles for children aged 3 to 5 years. Developed for use by pediatric primary care providers and others screening the vision of preschoolers. Includes 20 Adhesive Eye Occluders, Parrot Fun Occluding Frames, complete instructions, Eye Check recording form, response key, and training cards. 13 offset pages for easy flipping. 6.25" x 6.5" (15.9 cm x 16.1 cm).

..... **252100**



¡Verás! Spanish Screener (5 feet/1.5 meters)

¡Verás! Screener Book for 5 feet (1.5 meters). Includes response key and training cards. 13 offset pages for easy flipping. 6.25" x 6.5" (15.9 cm x 16.1 cm).

..... **259800**



PASS 2 Smile Test

Preschool Assessment of Stereopsis with a Smile (PASS) - Stereoacuity test for school assessment of stereopsis in children and non-readers. Includes: 4 Cards (480, 240, Demo, and Blank) with Carrying Case, 1 Pair Pediatric Polarized Viewers & 1 Pair Intermediate Polarized Viewers.

..... **101200**

Vision Screening Kits from Good-Lite



Pediatric Starter Toolkit

Includes tests and materials to meet the American Academy of Pediatrics' vision screening guidelines¹. Good-Lite launched this kit at the AAP's 2006 conference in Atlanta. This kit can be used in the medical home for pediatric patients aged 3 through high school, in the school setting, and in the Head Start setting.

You can add items to the toolkit to individualize it for your group or state.

This kit includes the following items:

- **255200 Wall Chart with LEA Symbols and Sloan Letters**
For distance visual acuity screening of children ages 3 - 5 years with LEA Symbols and for distance visual acuity screening of older children with Sloan Letters.
 - **101200 PASS 2 Stereoacuity Test**
For measuring the quality of depth perception of children ages 3 through high school.
 - **Children's Fun Frame Occluders**
For distance visual acuity screening of younger children.
 - **760000 Translucent Occluder**
For conducting a cross cover test.
- **100100**

1. American Academy of Pediatrics Committee on Practice and Ambulatory Medicine and Section on Ophthalmology, American Association of Certified Orthoptists, American Association for Pediatric Ophthalmology and Strabismus, and American Academy of Ophthalmology. Eye examination in infants, children, and young adults by pediatricians: policy statement. 2003;111:902-907. Available at <http://aappolicy.aappublications.org/cgi/reprint/pediatrics;111/4/902.pdf>. Accessed April 1, 2007.

*** PLEASE NOTE***

Optional item prices are valid only with the purchase of any Medical Home or Pediatric Starter Toolkits and when the optional items are purchased at the same time as the kit.

In The Medical Home

Includes tests to meet the consensus statement of the American Academy of Pediatrics, et al., for screening vision. Choose between the LED Insta-Line or ESV1200.



Option One: LED Insta-Line

This kit includes the following items:

- LED Insta-Line Quantum
- LEA Symbols® Chart (904025)
- HOTV (904030)
- Sloan Letters Chart (904029)
- Horse Occluder Glasses (460900)
- Small Fixation Paddle (253000)
- Translucent Plastic Occluder (760000)

..... **100200**

Optional Items LED Insta-Line Kit Only*
LEA GRATING Paddles **253300**
Carrying Case **904020**



Option Two: ESV1200 Quantum

This kit includes the following items:

- ESV1200 LED Quantum
- LEA Symbols® Chart (252401)
- HOTV Chart (600758)
- Sloan Letters Chart (600705)
- Horse Occluder Glasses (460900)
- Small Fixation Paddle (253000)
- Translucent Plastic Occluder (760000)
- Combination LEA Symbols & HOTV response panel and flash cards.

..... **100300**

Optional Items for ESV1200 Kit Only*
LEA GRATINGS Paddles **253300**
Stand with Casters **705000**
Stand without Casters **704000**
Hinged Wall Bracket **700009**
Carrying Case **904020**
Rechargeable Battery **914003**

Preschool Vision Screening Kit for 10 feet/3 meters includes:

- Handheld LEA Symbols/HOTV flip chart or Wall Chart for screening children, ages preschool through grade 12
- Cord to measure testing distance of 10 feet/3 meters
- Children's Fun Frame Occluders
- Screening directions



Screening Kit With Flip Chart

Hand held screening kit with flip chart, measuring cord, and Children's Fun Frame Occluders.

Kit **100000**
Chart Only **251900**



LEA Symbols & HOTV Screening With Wall Chart Kit

Wall chart/hand held screening chart, includes measuring cord, and Children's Fun Frame Occluders.

Kit **100500**
Chart Only **250500**



LEA Symbols & Sloan Letter Screening With Wall Chart Kit

Wall chart/hand held screening chart, includes measuring cord and Children's Fun Frame Occluders.

Kit **100600**
Chart Only **255200**

Distance Visual Acuity Screening

Screening Systems



Welch Allyn® SureSight™ Vision Screener

The SureSight™ is an objective autorefractor to measure refractive errors, one of the common early childhood vision disorders that can lead to amblyopia. Refractive errors

occur when images do not focus clearly on the retina. The SureSight™ performed well in the VIP Studies, for example, with 92% testability in Phase I and 97.9% testability in Phase II.

The SureSight™ Vision Screener offers:

- Removes the need for screener analysis; an asterisk indicates when a referral should be made.
- Child-friendly lights and sounds to engage a child's attention.
- Automatic measurements and indications of abnormal readings that indicate when referrals should be made.
- A screening tool that serves an array of patient populations, including very young children, individuals with special needs, and those who speak a different language from the tester.
- Quick, accurate results—in as few as 10 seconds.
- Easy-to-learn, one-touch operation.

The SureSight™ Vision Screener includes a lithium ion battery, screener stand, and charging transformer.

..... 400600

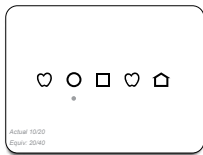
VIP SureSight Vision Screener

SureSight Vision Screener with VIP protocol.


..... 400610

Accessories for the SureSight™ Vision Screener

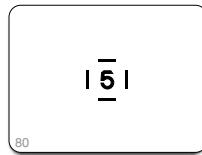
- SureSight™ Carrying Case 400601
- SureSight™ Printer 400602
- SureSight™ Printer Paper 400603
- SureSight™ Replacement Battery (Rechargeable) 400604




Critical Line Testing with Indicator



MassTest Acuity Format



Optotypes with 50% Crowding Bars



Pass/Fail Color Vision Testing

VSS: Computerized Vision Screening Software

The Good-Lite® Company has developed a computer-based Vision Screening System (VSS) that provides acuity tests for children as young as 3 to adults.

The screening software will display LEA Symbols, HOTV, LEA Numbers, and Sloan Letters optotypes ranging from 20/100 to 20/10 (6/30 to 6/3) equivalent, 0.20 to 2.00. Optotypes can be displayed as either single line, single line with 50% spaced rectangles, or single optotypes with 50% crowding bars. The VSS can also quickly display critical lines only of 20/40 (6/12) for 3-5 yr olds and 20/32 (6/9.5) for 6 and older.

The screening software can be quickly calibrated to a testing distance of either 5, 10, or 13 feet.

Features:

- LEA Symbols, LEA Numbers, HOTV, and Sloan Letter optotypes.
- Critical line testing for 3-5 year olds and 6 and older.
- Single optotype with 50% crowding bars.
- Lines with 50% crowding rectangles.
- Threshold acuity testing.

Easily cycle through each acuity line using the included remote control. Run the VSS Screening software on your existing computer equipment. Windows XP and Vista compatible.

This kit includes:

- Vision Screening Software
- USB Remote Control

Requirements

Intel Celeron or AMD Athlon CPU, 512 MB RAM, 40 GB hard drive, Windows XP.

..... 300000

80 cm Intermediate Distance Charts



A



B



C

80 cm Sloan Letter Intermediate Distance Charts

Intermediate charts are used to test vision at a reading distance. Charts are available in 3 different scrambled versions for repetitive testing situations. Sloan Letter optotypes with proportionally spaced lines; line sizes range from 20/400 to 20/10 (6/120 to 6/3) equivalent. Notations for Letter Size, Decimal, and logMAR are also on the chart. Chart fits in Quantum Series, Model A+, and Model A illuminated cabinet. Chart size is 9" x 14" (22.9 cm x 35.6 cm). 80 cm testing distance.

- A** 758400
- B** 758500
- C** 758600

Near Vision Acuity Cards for 16 inches/40 centimeters



LEA Symbols Near Vision Card (16 inches/40 centimeters)

This test assesses a child's functional vision at near distances. Can also be used to familiarize child with testing procedure before introducing a distance test.

Proportionally spaced (logMAR) lines on one side and more tightly-spaced symbols on the opposite side. Line sizes range from 20/400 to 20/10 (6/120 to 6/3) equivalent, 0.05 to 2.00. Response key printed on test card. Includes training cards and instructions. Card measures 8" x 10" (20.3 cm x 25.4 cm).

..... 250800



LEA Symbols Near Vision Screener (16 inches/40 centimeters)

This test is designed for amblyopia testing or screening. The background is gray with the exception of a white rectangle spaced at 100% surrounding each line of symbols. Line sizes from 20/400 to 20/16 (6/120 to 6/4.8) equivalent, 0.05 to 1.25. Printed on two sides. Response key is printed on the test card. Includes training cards and instructions. Screener measures 8" x 10" (20.3 cm x 25.4 cm).

..... 252000



LEA Symbols & LEA Numbers Near Card (16 inches/40 centimeters)

This card combines a LEA Symbols line test on one side and a LEA Numbers line test on the other. Proportionally spaced (logMAR) lines from 20/400 to 20/10 (6/120 to 6/3) equivalent, 0.05 to 2.00. Response key is printed on the test card. Training cards and instructions included. Card measures 8" x 10" (20.3 cm x 25.4 cm).

..... 251000



LEA Numbers Near Vision Card (16 inches/40 centimeters)

Proportionally spaced (logMAR) lines on one side and more tightly-spaced numbers on the other. Line sizes from 20/400 to 20/10 (6/120 to 6/3) equivalent, .05 to 1.25. Card measures 8" x 10" (20.3 cm x 25.4 cm).

..... 270900



HOTV Near Vision Card (16 inches/40 centimeters)

This double-sided card combines

proportionally spaced (logMAR) lines on one side and 50% spaced rectangle (MassTest™ format) on the other. Line sizes range from 20/400 to 20/10 (6/120 to 6/3) equivalent, 0.05 to 2.00. Includes training cards and instructions. 8" x 10" (20.3 cm x 25.4 cm).

..... 731000



Sloan Letters Near Vision Card (16 inches/40 centimeters)

Proportionally spaced (logMAR) lines; line sizes range from 20/400

to 20/10 (6/120 to 6/3) equivalent, 0.05 to 2.00. Printed on both sides. 7" x 9" (17.8 cm x 22.9 cm).

..... 729000

Near Vision and Reading Visual Acuity


Near Vision Cards for 16"/40 cm



Landolt C and Tumbling E Near Vision Card (16 inches/40 centimeters)

Proportionally spaced (logMAR) lines; line sizes range from 20/400 to 20/10 (6/120 to 6/3) equivalent, 0.05 to 2.00. Printed on both sides. 7" x 9" (17.8 cm x 22.9 cm).

..... 728000



LEA Symbols Pocket-Sized Near Vision Card (16 inches/40 centimeters)

Use this small pocket card to quickly determine whether a child's visual acuity is within the normal range. Proportionally spaced (logMAR) lines on one side and 50% spaced symbols on the opposite side. Line sizes from 20/400 to 20/10 (6/120 to 6/3) equivalent, 0.05 to 2.00. 3.75" x 6.25" (9.5 cm x 15.9 cm).


..... 250950



LEA Numbers Pocket-Sized Near Vision Card (16 inches/40 centimeters)

Use this small pocket card to quickly discover whether a child's or an adult's visual acuity is within the normal range. Proportionally spaced (logMAR) lines on one side and more tightly-spaced numbers on the other. Line sizes from 20/400 to 20/10 (6/120 to 6/3) equivalent, 0.05 to 2.00. 3.75" x 6.25" (9.5 cm x 15.9 cm).

..... 271000



Runge Pocket-Sized Near Vision Card (16 inches/40 centimeters)

Sloan Letters, LEA Numbers, or LEA Symbols Pocket Near Cards with line sizes ranging from 20/500 to 20/16 equivalent, 0.04 to 1.25 at 16" (40 cm). Near acuity measurements and their equivalents are listed on reverse side. 3.75" x 6.25" (9.5 cm x 15.9 cm).

- A** Sloan Letters 756000
- B** LEA Numbers 756100
- C** LEA Symbols 756200



Sloan Letters Pocket-Sized Near Vision Card (16 inches/40 centimeters)

Sloan letters with line sizes of 20/400 to 20/10 (6/120 to 6/3) equivalent, 0.05 to 2.00 on one side. Continuous text is printed on the reverse side with line sizes 20/80 to 20/16. 3.75" x 6.25" (9.5 cm x 16 cm).

..... 744000



Sloan Letters and Landolt Cs Near Vision Card

This easy-to-use visual acuity near vision card features Landolt Cs on one side and Sloan Letters on the other. Both sides have optotypes in proportionally spaced (logMAR) lines with line sizes ranging from 20/400 to 20/10 (6/120 to 6/3) equivalent, 0.05 to 2.00. Card size is 3.75" x 6.25" (9.5 cm x 15.9 cm). Testing distance is 16 in./40 cm.

..... 758300



LEA Symbols and Landolt Cs Near Vision Card

This easy-to-use visual acuity near vision card features Landolt Cs on one side and LEA Symbols pediatric symbols on the other. Both sides have optotypes in Proportionally spaced (logMAR) lines with line sizes ranging from 20/400 to 20/10 (6/120 to 6/3) equivalent, 0.05 to 2.00. Card size is 3.75" x 6.25" (9.5 cm x 15.9 cm).

..... 257900



LEA Numbers and Landolt Cs Near Vision Card

This easy-to-use visual acuity near vision card features Landolt Cs on one side and LEA Numbers on the other. Both sides have optotypes in proportionally spaced (logMAR) lines with line sizes ranging from 20/400 to 20/10 (6/120 to 6/3) equivalent, 0.05 to 2.00. Card size is 3.75" x 6.25" (9.5 cm x 15.9 cm).

..... 273100

Near Vision Reading Cards for 16"/40cm



Crowded HOTV Near Vision Card (16 inches/40 centimeters)

Crowded line sizes from 20/125 to 20/20 (6/38 to 6/6) equivalent, .16 to 1. Instructions printed on reverse. Includes paper isolating mask. 5.5" x 8" (14 cm x 20.3 cm).

..... 726000



Graded Reading Near Vision Booklet

This easy-to-use near vision reading book provides appropriate reading examples for school grades preschool through 6th, which have been Grade Leveled according to Flesch-Kincaid. The preschool section provides preschool testing using the clinically tested LEA Symbols together with LEA Numbers, which provide a narrow acuity threshold. Each tab along the side of the book allows the user to quickly go to the grade to be tested.

Each Grade Level has examples for 20/100, 20/80, 20/63, 20/50, 20/40, 20/32, and 20/20. The Reading Booklet also provides double-spaced examples for 2nd and 3rd grade students with suspected amblyopia, an Amsler Grid, an Acuity Equivalent Chart for 7 different optotype measurement nomenclatures, an Accommodation test, and an Astigmatic Chart.

Book has tabbed pages for ease of use and is printed on durable styrene. Coil binding permits the least distracting method of page presentation. Dimensions are 6.25" x 6.25" (16 cm x 16 cm) exclusive of tabs and binding.

..... 571100



Lebensohn Near Vision Card (14 inches/35.6 centimeters)

This 2-sided contemporary reading card, designed by James Lebensohn,

MD, provides a full range of near vision exercises, including words, numbers, and OX symbols. Optotypes include 20/800, 20/400, 20/260, 20/200, 20/100, 20/65, 20/50, 20/40, 20/30, 20/25, and 20/20. Notation equivalents include decimal readings in English and metric, Jaeger, point size, and visual efficiency percentages. Red/green bars employed on 5 pt to 12 pt optotypes. Card size is 5.5" x 8.5" (14 cm x 22 cm).

..... 119010



Fonda-Anderson Near Vision Reading Card (16 inches/40 centimeters)

One side displays continuous text while the other side has LEA

Symbols, LEA Numbers, and Sloan Letters. Card measures 5" x 8" (12.7 cm x 20.3 cm).

..... 727000



Contemporary Near Vision Card (16 inches/40 centimeters)

This 2-sided contemporary reading card provides familiar reading exercises, such as a crossword puzzle, help wanted ads, football and basketball scores, music song bar, calendar, playing cards, recipes, instructions, telephone white page listings, and TV listings. Continuous text examples provided for 20/160, 20/100, 20/80, 20/50, 20/40 and 20/30 equivalent. Notation equivalents include Jaeger and point size. Card size is 8.5" x 11" (21.5 cm x 28 cm).


..... 119000



Wormington Near Reading Card (16 inches/40 centimeters)

The Wormington Near Vision Card corrects inaccuracies of the Rosenbaum Vision Screener noted by Horton and Jones (1997) and others. For example, the "J" Notation, which lacked associated standards, was eliminated. The Wormington Near Vision Card can be used to measure a patient's single optotype near vision acuity and reading acuity. Card features Times Roman font and Tumbling Es and provides a metric scale and pupil size array to enhance versatility.

..... 756075



Dr. Good's Near Vision Reading Card (14 inches/35.6 centimeters)

First-grade words. Line sizes from 20/160 to 20/20 (6/48 to 6/6) equivalent, 12 to 1. Card measures 5.5" x 8" (14 cm x 20.3 cm).

..... 724000



Sloan Letters Near Card (16 inches/40 centimeters)

Linear-spaced lines. Line sizes range from 20/400 to 20/16 (6/120 to 6/4.8) equivalent, 0.05 to 1.25. 5.5" x 8" (14 cm x 20.3 cm).

..... 725000

Spanish Near Vision and Reading Cards for 16"/40 cm



Spanish Sloan Letters Near Pocket Card (16 inches/40 centimeters)

Sloan letters with line sizes of 20/400 to 20/10 (6/120 to 6/3) equivalent, 0.05 to 2.00 on one side. Continuous text in Spanish is printed on the reverse side with line sizes 20/80 to 20/16. 3.75" x 6.25" (9.5 cm x 16 cm).

..... 745000



Spanish Wormington Near Reading Card (16 inches/40 centimeters)

This is a Spanish translation of the Wormington card. The known inaccuracies of the Rosenbaum Vision Screener as noted by Horton and Jones (1997) and others have been corrected in the Wormington card. The 'J' notation has been eliminated due to the lack of standards associated with it. This card can be used to measure a patient's single letter near acuity and reading acuity. Font used is Times Roman, typical of newspapers and books. Tumbling E series, metric scale, and pupil size array enhance the card's versatility.

..... 756085



Spanish Contemporary Near Vision Card (16 inches/40 centimeters)

This card provides an variety of Spanish language reading examples in order to ensure that one is familiar to your patients. These include a song, train schedule, movie schedule, calendar, obituary, recipe, and soccer schedule. In addition, the chart includes reading examples for acuity levels at 20/30, 20/40, 20/50, 20/800, 20/100, and 20/160. Card is approximately. 28 cm x 22 cm (8.5" x 10.5") and is laminated for and is laminated for durability.

..... 547300



Spanish Near Point Card (16 inches/40 centimeters)

This Spanish language continuous text near point reading card includes notation equivalents for Jaeger, letter size, font size, Snellen feet, and Snellen meters. Determines acuity levels at 20/25, 20/30, 20/40, 20/60, 20/100 and 20/200. 5" x 7.5" (13 cm x 18 cm) card is printed on white styrene plastic.

..... 119760



Spanish Graded Reading Near Vision Booklet

This easy-to-use Spanish near vision reading book provides appropriate reading examples for school grades preschool through 6th, which have been Grade Leveled according to Flesch-Kincaid. The Preschool section provides preschool testing using the clinically tested LEA Symbols together with LEA Numbers. Each tab along the side of the book allows the user to quickly go to the grade to be tested.

Each Grade Level has examples for 20/100, 20/80, 20/63, 20/50, 20/40, 20/32, and 20/20. This reading booklet also provides double-spaced examples for 2nd and 3rd grade students with suspected amblyopia, an Amsler grid, an Acuity Equivalent Chart for 7 different optotype measurement nomenclatures, an Accommodation test, and an Astigmatic Chart.

Book has tabbed pages for ease of use and is printed on durable styrene. Coil binding permits the least distracting method of page presentation. Dimensions are 6.25" x 6.25" (16 x 16 CM) exclusive of tabs and binding.

..... 592300


Near Vision Charts for ESV1200 & Model A+



LEA Symbols Near Vision Chart

Proportionally spaced (logMAR) lines; line sizes range from 20/400 to 20/10 (6/120 to 6/3) equivalent. Chart fits in Quantum Series, Model A+, and Model A illuminated cabinet. Chart size is 9" x 14" (22.9 cm x 35.6 cm). Includes response panel and flash cards.


..... 257800



LEA Numbers Near Vision Chart

Proportionally spaced (logMAR) lines; line sizes range from 20/400 to 20/10 (6/120 to 6/3) equivalent. Chart fits in Quantum Series, Model A+, and Model A illuminated cabinet. Chart size is 9" x 14" (22.9 cm x 35.6 cm).

..... 273000



Sloan Letter Near Vision Charts

Proportionally spaced (logMAR) lines; line sizes range from 20/400 to 20/10 (6/120 to 6/3) equivalent. Chart fits in Quantum Series, Model A+, and Model A illuminated cabinet. Chart size is 9" x 14" (22.9 cm x 35.6 cm).

A 756300
B 756400

Miscellaneous Near Vision Items



LEA Symbols Playing Cards

These specially designed playing cards make it easy to measure near visual acuity in young children, while teaching concepts of similar/different, big/small, bigger/smaller. The 4 packs contain 16 cards each with symbols of varying sizes: 16M and 10M, 6.3M and 4M, 2.5M and 1.6M, and 1M and 0.63M. Includes training cards and instructions. The paper cards measure 1.6" x 2.75" (4 cm x 7 cm).

..... 252500



LEA Symbols Domino Cards

Assess the near visual acuity of 2- and 3-year-old children, or use the cards at any age (older than 2+ years) to train an amblyopic eye. Set contains 3 packs of 16 domino-like cards with a large symbol at one end and a small symbol at the opposite end. Symbol sizes are 3.2M and 0.8M, 2.0M and 0.5M, and 1.25M and 0.3M. Each symbol on the card is printed with its M unit, decimal value, 6 meter, and 20 foot equivalency for visual acuity value at 40 cm testing distance. Includes training cards and instructions. Paper cards measure 1.6" x 2.75" (4 cm x 7 cm).

..... 251500



LEA Symbols Pocket Box Stick (16 inches/40 centimeters)

The LEA Symbols Pocket Box Stick shows 20/125, 20/100, 20/80, 20/60, 20/50, 20/40, 20/30, and 20/20 lines. Each stick is 9/16" (1.4 cm) square and 4.5" (11.5 cm) long with fixation targets on each end.

Proportionally spaced 486200
Linear-spaced 507100



Phoropter Roto Chart

This versatile near point Roto chart for the phoropter contains a wide variety of tests for the eye care professional. Fits on a phoropter using both the phoropter rod and clip. Notched wheel for easy chart selection. The Roto Chart contains the following tests:

Sloan Letters: Line sizes ranging from 20/200 to 12.5/20

LEA Symbols: Line sizes ranging from 20/160 to 20/12.5

LEA Numbers: Line sizes ranging from 20/160 to 20/12.5

HOTV: Line sizes ranging from 20/160 to 20/12.5

Tumbling E: Line sizes ranging from 20/200 to 20/12.5

Astigmatic Wheel

English and Spanish continuous text
20/32 & 20/63 Sloan Letters Vertical Line
Crosshatch Target

..... 400400



Phoropter Rod

Durable metal rod contains measurements for inches and

diopters on one side and centimeters on the other. Phoropter Rod breaks down into two separate pieces for easy storage. 26.5" (67.31 cm) long in length.

..... 560100



Roto Chart Clip

Used in conjunction with the Phoropter Rod to hold near point roto charts on your phoropter.

..... 560110

Low Vision Tests

Low Vision Charts



LEA Symbols Chart for Vision Rehabilitation (40 inches/1 meter)

This low vision test is designed for examining children and adults with severe visual impairments. The largest symbols are 50M in size, corresponding to 1/50 (20/1000, 6/300, 0.02). The smallest symbols are 1M in size, corresponding to 1/1 (20/20, 6/6, 1.00) at a distance of 1 meter. The test comes with attached cord to maintain the proper testing distance. Includes response key, training cards, and instructions. Designed courtesy of August Colenbrander, MD. Chart measures 16" x 21.5" (40.7 cm x 54.6 cm). Folds to 16" x 10.75" (40.7 cm x 27.3 cm).


..... **258000**



LEA Numbers Chart for Vision Rehabilitation (40 inches/1 meter)

This low vision test is designed for examining children and adults with severe visual impairments. The largest numbers are 50M in size corresponding to 1/50 (20/1000, 6/300, 0.02) and the smallest symbols are 1M in size corresponding to 1/1 (20/20, 6/6, 1.00) at a distance of 1 meter. The test comes with an attached cord to maintain the proper testing distance. Includes instructions. Designed courtesy of August Colenbrander, MD. 16" x 21.5" (40.7 cm x 54.6 cm). Folds to 16" x 10.75" (40.7 cm x 27.3 cm).

..... **272100**



LEA Symbols Cards, 40M and 60M

These five LEA Symbols Cards can be used for presentation as single optotypes or arranged in a row as a line test. 60M cards are approximately 8.6" x 8.6" (21.9 cm x 21.9 cm). 40M cards are approximately 6" x 6" (15.25 cm x 15.25 cm).

..... **256100**



LEA Numbers Cards, 40M and 60M

These five LEA Numbers Cards can be used for presentation as single optotypes or arranged in a row as a line test. 60M cards are approximately 6" x 9" (15.25 cm x 22.9 cm). 40M cards are approximately 4" x 6" (10.2 cm x 15.25 cm).

..... **272400**



Low Vision English Reading Card

English language near vision Reading Card with 16"/40 cm attached measuring cord for easy measurement. Chart contains continuous text with line sizes ranging from 20/320 to 20/16 (6/95 to 6/4.8) equivalent. The card also contains Letter Size, Decimal, logMAR, and M Size notations. Chart measures 15" x 10" (25.5 cm x 38.5 cm).

English **777001**



Low Vision German Reading Card

German language near vision Reading Card with 16"/40 cm attached measuring cord for easy measurement. Chart contains continuous text with line sizes ranging from 20/320 to 20/16 (6/95 to 6/4.8) equivalent. The card also contains Letter Size, Decimal, logMAR, and M Size notations. Chart measures 15" x 10" (25.5 cm x 38.5 cm).

German **777000**



Runge Low Vision Near Card (16 inches/40 centimeters)

This easy-to-use low vision card was developed to mimic reading from left to right. Printed answers on back of card allows the tester to follow the patient's testing results. The back includes notations in Snellen notations, meters, decimal, logMAR, font size, Jaegar, and M units. A ruler and pupil gage are also included.

Sloan Letters with line sizes ranging from 20/1000 to 20/16 (equivalent). 13" x 7.5" (33 cm x 19 cm).

..... **756900**



LEA Symbols Low Vision Book

LEA Symbols low vision test is designed for examining children and adults with severe visual impairments. This complete book includes testing for 10' (3 meters), 5' (1.5 meters) and for near vision at 16" (40 cm). Distance testing line sizes range from 20/1600 to 20/16 equivalent, 0.25 to 1.25. Near vision testing line sizes range from 20/800 to 20/16 equivalent, 0.25 to 1.25. This book comes bound either on the left side or top. Butterfly occluder glasses for children and metal frame occluder glasses for adults are included.

Left-Side Bound **527400**
Top Bound. **527500**



LEA Numbers Low Vision Book

LEA Numbers low vision test is designed for examining children and adults with severe visual impairments. This complete book includes testing for 10' (3 meters), 5' (1.5 meters) and 16" (40 cm) near vision. Distance testing line sizes range from 20/1600 to 20/16 equivalent, 0.25 to 1.25. Near vision testing line sizes range from 20/800 to 20/16 equivalent, 0.25 to 1.25. This book comes bound either on the left side or top. Butterfly occluder glasses for children and metal frame occluder glasses for adults are included.

Left-Side Bound **513100**
Top Bound. **527300**

ESV1018 Low Vision Charts



Low Vision Sloan Letters Translucent Chart (20 feet/6 meters)

Low vision reversed Sloan Letter chart. Line sizes range from 20/400 to 20/160 (6/120 to 6/48), 0.05 to 0.125. Available as either standard or reversed letters.

A **800741**
B (Reversed Letters) **800742**

Go to page 36 for more ESV1018 visual acuity charts.



Cardiff Pediatric Acuity Test

Designed specifically for acuity measurement in children ages 6 months to 3 years. The test may also be helpful in other age groups for people with intellectual impairment, dementia, head injury, or stroke. Cards can be used at either 1 meter or 1/2 meter. This card set includes 36 cards providing 24 acuity levels when used at both distances and Children's Fun Frame Occluders.

..... **474000**

Cardiff Low Vision Cards

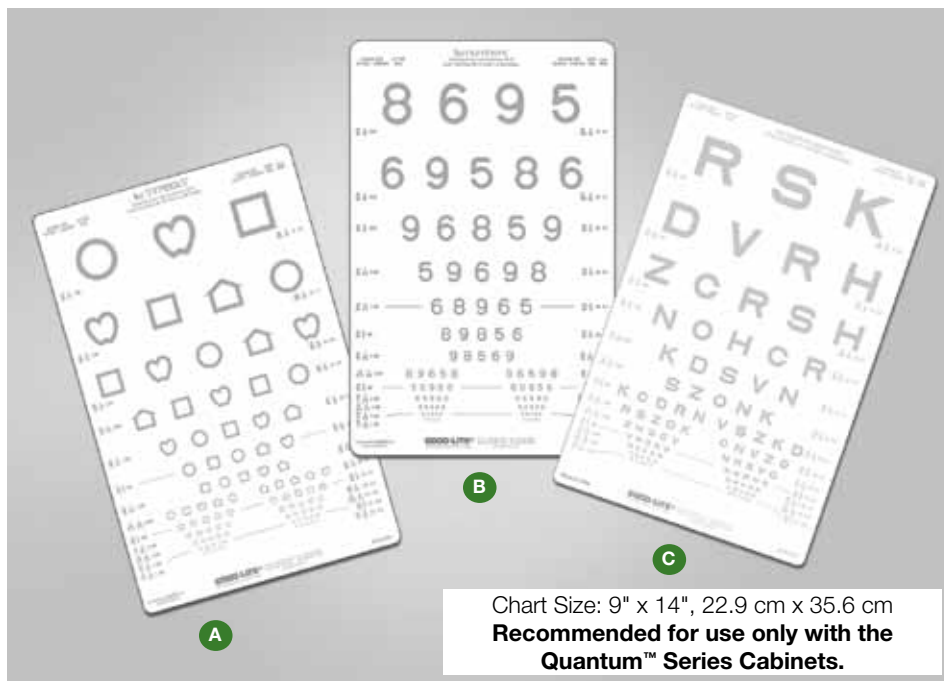
..... **475400**

Cardiff Low Contrast Cards

..... **566700**

Low Contrast Tests

Low Contrast Charts



Low Contrast Flip Charts

A low contrast flip chart is an easy way to measure, record, and detect changes in the transfer of visual information when the change affects only visual acuity at low contrast levels. Chart presents LEA Symbols, LEA Numbers, and Sloan Letters at the following contrast levels: black, 25%, 10%, 5%, 2.5%, and 1.25%. Pages are offset for easy flipping. LEA Symbols contrast flip charts include response key and training cards. All flip charts include recording forms and instructions. 6 pages, 3.25" x 9" (8.25 cm x 22.9 cm).

Translucent Low Contrast Charts (10 feet/3 meters)

A low contrast test is a special way to measure visual acuity by determining how well eyes function in low light situations and/or the ability to distinguish objects from similarly colored or shaded backgrounds. Testing is identical to the measurement of visual acuity at high contrast levels. The 2.5% test is the most practical test in clinical use. Available in 5 contrast levels: 1.25%, 2.5%, 5%, 10%, and 25%. LEA Symbols charts include response key and training cards. All contrast charts include recording forms and instructions.

A LEA Symbols*

1.25% (not shown)	253700
2.5% (shown)	253800
5% (not shown)	253900
10% (not shown)	254000
25% (not shown)	254100

*LEA Symbols charts come with both response panel and training cards.

B LEA Numbers

1.25% (not shown)	271500
2.5% (shown)	271600
5% (not shown)	271700
10% (not shown)	271800
25% (not shown)	271900

C Sloan Letters

1.25% (not shown)	600754
2.5% (shown)	600753
5% (not shown)	600752
10% (not shown)	600751
25% (not shown)	600750

D LEA Symbols

.	251100
Mixed Order	251200

E LEA Numbers

.	270400
Mixed Order	270500

F Sloan Letters

.	736000
Mixed Order	737000

Cardiff Low Contrast Charts

This test is designed to measure contrast sensitivity in typically developing toddlers and young children, as well as in older children and adults with intellectual impairment. Test targets are pictures of the same size that decrease in contrast between light and dark bands. The contrast sensitivity is determined by the faintest bands for which the target is visible.


The test covers 12 contrast levels using 3 cards at each level (36 cards total) using the

preferential looking technique. Contrast levels begin at 46% and decrease to 1%, which equates to sensitivity levels of 2.17 to 100.

Cardiff Low Contrast Chart test is conducted at a distance of 50 cm, the targets represent 1.9 cycles per degree (or 6/90, 20/300) and at a distance of 1 m the targets represent 3.8 cycles per degree (or 6/45, 20/150). At a distance of 25 cm the targets represent 1.0 cycle per degree (or 6/180, 20/600). Comes in durable plastic case for easy storage.

. **566700**





Mars Perceptix - Number and Letters

The Mars Perceptix low contrast test is unlike many other contrast tests that merely assess visual acuity using low contrast targets. The Mars Perceptix low contrast test is a true contrast sensitivity measure that indicates the lowest contrasts your patients can perceive, rather than the smallest letters they can identify at some low, arbitrarily chosen contrast. With the Mars test, it is the contrast, and not the letter size, which diminishes from the beginning to the end of the chart.

The letters and numbers are large, ensuring that most patients, even those with low vision, can see them. And because research has consistently shown that large letters are identified by the most sensitive of the visual system's size-tuned spatial frequency channels, the Mars Perceptix low contrast test accordingly yields the sensitivity of the most sensitive channel, and of the visual system as a whole.

The Mars Perceptix test set comes with 3 low contrast charts, instructions, and storage pouch.

- Letters Set (3 Charts) **300900**
- Numbers Set (3 Charts) **300901**

Mars Perceptix low contrast charts are also available individually.

Letters

- G** **300910**
- H** **300920**
- I** **300930**

Numbers

- J** **300911**
- K** **300921**
- L** **300931**



Adult Near Vision Contrast Test

This adult near vision low contrast test features both ETDRS Format and Continuous Text in 100%, 25%, 10%, 5%, and 2.5% contrast levels. Continuous text letter sizes range from 20/100 to 20/20 (6/30 to 6/6) equivalent in each contrast level. ETDRS format letter sizes range from 20/400 to 20/10 (6/120 to 6/3) equivalent in 17 increments for each contrast level. Each contrast level page is tabbed for easy access with included instructions. Printed on durable long lasting styrene plastic and clear coated for added protection. The near vision contrast booklet contains 7 pages measuring 6.25" x 6.25" (15.8 cm x 15.8 cm).

Testing distance is 16 inches (40 cm).
 **587700**




Hiding Heidi Low Contrast Face Test

Visual communication is the most important communication method during the first year of life. The ability to detect objects of low contrast is an important component of the visual system. For example, facial expressions are mediated by faint shadows and changes in the contours of the mouth and eyes. Determining the levels of contrast that an infant can detect helps provide baseline data for evaluating future changes. For example, deviations from usual behavior may indicate disorders that leave vision at high-contrast levels unaffected.

Four cards printed on both sides in the following contrast levels: black, 25%, 10%, 5%, 2.5%, and 1.25%. Cards are 9" x 9" (23 cm x 23 cm). Includes instructions.

. **253500**



ETDRS Translucent Low Contrast Charts (13 feet/4 meters)

Proportionally spaced (logMAR) lines; line sizes range from 20/200 to 20/10 (6/60 to 6/3) equivalent, 0.10 to 2.00.

- M** 1.25% **500022**
- N** 2.5% **500021**
- O** 5% **500020**
- P** 10% **500019**
- Q** 25% **500023**

Quantum Series Illuminated Cabinet and Charts



Near Vision Charts Now Available
page 21 or 31



ESV1200 Quantum™ Cabinet*

LED lights provide uniform illumination across the entire testing surface. Universal power supply automatically adjusts power.† Can be powered by an optional battery pack. ESV1200 also has compartment in back for chart storage. Charts are not provided with this unit and must be ordered separately. 9.25"W x 15"H x 1.75"D (38.1 cm x 23.5 cm x 4.4 cm). CE and CSA listed.

.....ESV1200

ESV1500 Quantum™ Cabinet*

Similar to the ESV3000 using advanced patented technology, self-calibrating to provided consistent photopic (85 cd/m²) and mesopic (3 cd/m²) illumination on the chart surface. Controlled by infrared wireless remote. ESV1500 has compartment in back for chart storage. Charts are not provided with this unit and must be ordered separately. 9.25"W x 15"H x 3.25"D (38.1 cm x 23.5 cm x 8.3 cm). CE and CSA listed.

.....ESV1500

* Compatible with all existing 9" x 14" (23 cm x 33.5 cm) charts and stands.

† Power plug adaptor may be needed for outlets outside the United States.

Model A+ Translucent Eye Cabinet*

The Model A+ Translucent Eye Cabinet combines the best features of the previous Models A and M, portability, and storage. With an added hinged-lid storage compartment (for extra charts), this versatile cabinet can be placed on a table, hung on a wall, or set on a stand to accommodate most screening or testing situations. A wall mount bracket is also available. Housed in a lightweight (5.8 lbs.) metal cabinet. The model A+ will provide years of accurate and dependable service. Charts are not provided with this unit and must be ordered separately. 9"W x 14"H x 4.25"D (22.9 cm x 35.6 cm x 10.8 cm). CSA listed.

(120VAC, 60Hz, 0.18A). 600600

White Fluorescent Replacement Bulb

Used with Model A+, Model A, Model M, or VIP Illuminator. F8T5D 8 watt

..... 600500

Make vision screening fun!
See page 48 for Children's Fun Frame Occluders.

Accessories



Stand for Professional, ESV1500, ESV1200, ESV1018, LED Insta-Line, Models A+, A, or M Cabinets

Add mobility to your light box with this deluxe universal 5-leg stand. Available with or without casters. **Note:** Using stand with LED Insta-Line requires LED Insta-Line bracket 914100 found on page 39.

- A Casters 705000
- B Without casters 704000



Adjustable Wall Mount for ESV1500 and ESV1200 Illuminated Cabinets

This wall mount can easily adjust to patient's eye level for more accurate acuity testing or screening. Extends less than 4" (10.2 cm) from wall. This wall mount is for ESV1500 and ESV1200 illuminated cabinet only.

..... 706100



Hinged Wall Bracket for Professional, ESV1500, ESV1200, ESV1018, Model A+, A, or M Cabinets

Allows cabinet to swing from wall or door jamb.

..... 700009



Canvas Carrying Case


For Quantum Series, Model A+, Model A, LED Insta-Line, and Insta-Line PLUS™. Adjustable shoulder strap provides comfort when carrying an illuminated cabinet.

..... 904020

10 feet/3 meters Distance Acuity Translucent Charts

ESV1500, ESV1200, Model A+, and Model A Translucent Charts

Chart Size: 9" x 14", 22.9 cm x 35.6 cm



A LEA Symbols Set or Chart (10 feet/3 meters)

Linear-spaced lines; line sizes range from 20/100 to 20/16 (6/30 to 6/3) equivalent, 0.20 to 1.25. Set includes response key, training cards, and instructions.

Set **255000**
 Chart Only **255001**

B LEA Symbols Set or Chart (10 feet/3 meters)

Proportionally spaced (logMAR) lines; line sizes range from 20/125 to 20/8 (6/38 to 6/2.4) equivalent, 0.16 to 2.50. Set includes response key, training cards, and instructions.

Set **250400**
 Chart Only **250401**

10' and 20' notations only (not shown)

Set **250411**
 Chart Only **250412**

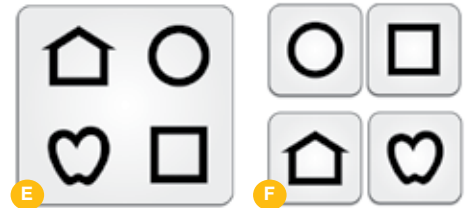
C LEA Symbols Set or Chart (10 feet/3 meters)

Proportionally spaced (logMAR) lines; line sizes range from 20/125 to 20/8 (6/38 to 6/2.4) equivalent, 0.16 to 2.50 with repetitive left eye/right eye groups. Includes response key, training cards, and instructions.

Set **252400**
 Chart Only **252401**

Insist On Genuine LEA Products by GOOD-LITE

lea SYMBOLS®
lea-numbers®



E LEA Symbols Response Key

Response key with LEA Symbols. Printed on one side.

..... **251700**

F LEA Symbols Training Cards

Training cards with LEA Symbols. Printed on one side.

..... **251800**

LEA Symbols & HOTV Combination Response Key

Response key with LEA Symbols on one side and HOTV on the other. Printed two sides.

(not shown) **700030**

LEA Symbols & HOTV Combination Training Cards

Training cards with LEA Symbols on one side and HOTV on the other. Printed two sides.

(not shown) **700031**


PLEASE NOTE: All charts may be held in the hands, mounted, or hung on a wall. Charts should be used at eye level with the person screened or examined.

Illuminated Cabinets & Charts

10 feet/3 meters Distance Acuity Translucent Charts

ESV1500, ESV1200, Model A+, and Model A Translucent Charts

Chart Size: 9" x 14", 22.9 cm x 35.6 cm



T V T V
O H O H
HOTV Test Sets include chart, Response Key, and Training Cards.

A HDTV Set or Chart (10 feet/3 meters)

Wide-spaced line sizes from 20/100 to 20/16 equivalent, 0.20 to 1.25. Set includes chart, response key, training cards, and instructions.

Set **600016**
Chart Only **600704**

B Crowded HDTV Set or Chart (10 feet/3 meters)

Crowded line sizes from 20/100 to 20/16 equivalent, 0.20 to 1.25. Set includes chart, response key, training cards, and instructions.

Set **600001**
Chart Only **600724**

C HDTV Set or Chart (10 feet/3 meters)

Linear-spaced lines; line sizes range from 20/100 to 20/16 equivalent, 0.20 to 1.25. Set includes chart, response key, training cards, and instructions.

Set **600017**
Chart Only **600717**

D HDTV Test Set or Chart (10 feet/3 meters)

Proportionally spaced (logMAR) lines; line sizes range from 20/125 to 20/8 (6/38 to 6/2.4) equivalent, 0.16 to 2.50. Set includes chart, response key, training cards, and instructions.

Set **600018**
Chart Only **600736**

E HDTV Test Set or Chart (10 feet/3 meters)

Proportionally spaced (logMAR) lines; line sizes range from 20/125 to 20/8 (6/38 to 6/2.4) equivalent, 0.16 to 2.50. Set includes chart, response key, training cards, and instructions.

Set **600759**
Chart Only **600758**



Texas HDTV Test Sets



Texas HDTV Test Set (10 feet/3 meters)

Recommended by the Texas Department of Public Health. Includes chart (600724), 2 isolating masks (1" x 1" hole and 1" x 4.5" slot), response key, training cards, and instructions. Crowded line sizes from 20/100 to 20/16 (6/30 to 6/4.8) equivalent, 0.20 to 1.25.

..... **600004**



Complete Texas Screening Kit (10 feet/3 meters)

Contains the charts recommended by the Texas Department of Public Health. Includes HDTV chart (600724), Sloan Letter chart (600723), E Chart (600722), 2 isolating masks (1" x 1" hole and 1" x 4.5" slot), response key, training cards, and instructions.

..... **600444**



F HDTV Response Key

Response Key with HDTV optotypes. Printed on one side.

..... **700523**

G HDTV Training Cards

Training cards with HDTV optotypes. Printed on one side.

..... **700515**

See page 27 for Combination LEA Symbols & HDTV Response Key, and Training cards.

PLEASE NOTE: All charts may be held in the hands, mounted, or hung on a wall. Charts should be used at eye level with the person screened or examined.


10 feet/3 meters Translucent Distance Charts



LEA Numbers Translucent Distance Chart (10 feet/3 meters)

Proportionally spaced (logMAR) lines; line sizes range from 20/125 to 20/8 (6/38 to 6/2.4) equivalent, 0.16 to 2.50.


..... 271200



Tumbling E Chart (10 feet/3 meters)

Linear-spaced lines; line sizes range from 20/100 to 20/16 (6/30 to 6/4.8) equivalent, 0.25 to 1.25. Lines are labeled with 10' and 20' notations only.

..... 600738



A Sloan Letters Chart (10 feet/3 meters)

Linear-spaced line sizes; line sizes range from 20/100 to 20/16 (6/30 to 6/4.8) equivalent, 0.20 to 1.25. Lines are labeled with 10' and 20' notations only.

This chart is recommended by the Texas Department of Public Health for vision testing and screening.

..... 600723


B Sloan Letters Chart (10 feet/3 meters)

Proportionally spaced (logMAR) lines; line sizes range from 20/160 to 20/10 (6/48 to 6/3) equivalent, 0.12 to 2.00.

..... 600705

Sloan Letters Chart with 10' and 20' notations only (not shown).

..... 600711




Tumbling E Chart (10 feet/3 meters)

Wide-spaced lines; line sizes range from 20/100 to 20/16 (6/30 to 6/4.8) equivalent, 0.20 to 1.25. Lines are labeled with 10' and 20' notations only.

This chart is recommended by the Texas Department of Public Health for vision screening.

..... 600722

13 ft/4 m Translucent Distance Charts



LEA Symbols Set or Chart (13 feet/4 meters)

Proportionally spaced (logMAR) lines; line sizes range from 20/100 to 20/8 (6/30 to 6/2.4) equivalent, 0.20 to 2.50. Set includes response key, training cards, and instructions.

Set 255100

Chart Only 255101



C LEA Numbers Translucent Distance Chart (13 feet/4 meters)

Proportionally spaced (logMAR) lines; line sizes range from 20/100 to 20/8 (6/30 to 6/2.4) equivalent, 0.20 to 2.50.

..... 271300

D Sloan Letters Chart (13 feet/4 meters)

Proportionally spaced (logMAR) lines; line sizes range from 20/125 to 20/10 (6/38 to 6/3) equivalent, 0.16 to 2.00.

..... 600739

20 feet/6 meters Translucent Distance Charts



**HOTV Test Set or Chart
(20 feet/6 meters)**

Crowded lines; line sizes ranging from 20/80 to 20/16 (6/24 to 6/4.8), 0.25 to 1.25. Set includes chart, response key, training cards, and instructions.

- Set **600006**
- Chart Only **600731**



**Sloan Letters Chart
(20 feet/6 meters)**

Linear-spaced lines; line sizes range from 20/80 to 20/16 (6/24 to 6/4.8), 0.25 to 1.25. Lines are labeled with 20' notations only.


- **600725**



**Sloan Letters Chart
(20 feet/6 meters)**

Proportionally spaced (logMAR) lines; line sizes range from 20/80 to 20/10 (6/24 to 6/4.8), 0.25 to 2.00. Lines are labeled with 20' notations only.


- **600737**



**Tumbling E Chart
(20 feet/6 meters)**

Linear-spaced lines; line sizes range from 20/80 to 20/16 (6/24 to 6.48), 0.25 to 1.25. Lines are labeled with 20' notations only.

- **600735**



**Tumbling E Chart
(20 feet/6 meters)**

Wide-spaced lines; line sizes range from 20/100 to 20/16 (6/24 to 6/4.8), 0.20 to 1.25. Lines are labeled with 20' notations only.

- **600728**



**Snellen Letters Chart
(20 feet/6 meters)**

Linear-spaced lines; line sizes range from 20/100 to 20/16 (6/30 to 6/4.8), 0.20 to 1.25. Lines are labeled with 20' notations only.

- **600727**

80 cm Intermediate Distance Charts



A



B



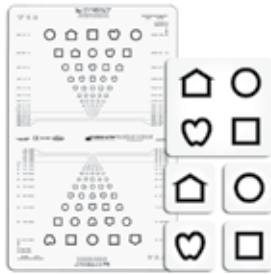
C

80 cm Sloan Letters Intermediate Distance Charts

Charts calibrated to test visual acuity at an intermediate distance of 80 cm (31 in.). Charts are available in 3 different scrambled versions for repetitive testing situations. Sloan Letters optotype with proportionally spaced lines; line sizes range from 20/400 to 20/10 (6/120 to 6/3) equivalent. Notations for Letter Size, Decimal, and logMAR are also on the chart. Chart fits in Quantum Series, Model A+, and Model A illuminated cabinets. Chart size is 9" x 14" (22.9 cm x 35.6 cm). 80 cm, 31 in., testing distance.

- A** **758400**
- B** **758500**
- C** **758600**


16 inches/40 centimeters Near Vision Charts



LEA Symbols Near Vision Charts

Proportionally spaced (logMAR) lines; line sizes range from 20/400 to 20/10 (6/120 to 6/3) equivalent. Chart fits in Quantum Series, Model A+, and Model A illuminated cabinets. Chart size is 9" x 14" (22.9 cm x 35.6 cm). 16 inch, 40 cm testing distance.


..... 257800



LEA Numbers Near Vision Charts

Proportionally spaced (logMAR) lines; line sizes range from 20/400 to 20/10 (6/120 to 6/3) equivalent. Chart fits in Quantum Series, Model A+, and Model A illuminated cabinets. Chart size is 9" x 14" (22.9 cm x 35.6 cm). 16 inch, 40 cm testing distance.

..... 273000



Sloan Letters Near Vision Charts


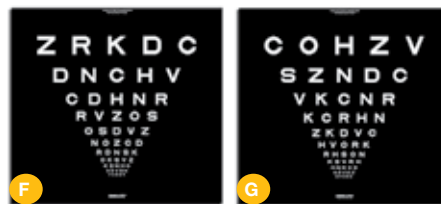
Proportionally spaced (logMAR) lines; line sizes range from 20/400 to 20/10 (6/120 to 6/3) equivalent. Chart fits in Quantum Series, Model A+, and Model A illuminated cabinets. Chart size is 9" x 14" (22.9 cm x 35.6 cm). 16 inch, 40 cm testing distance.

D..... 756300
E..... 756400

Super Pinhole Cabinet & Charts



now
using
LED



Super Pinhole Macula Charts (5 feet/1.5 meters)

High contrast charts for the Super Pinhole Macula Cabinet. Optotypes are Proportionally spaced (logMAR) lines; line sizes ranging from 20/100 to 20/20 (6/30 to 6/6) equivalent, 0.25 to 1.25.

F Sloan Letters 300304
G Sloan Letters Scrambled 300305
H LEA Numbers 300306
I LEA Symbols 300307

Replacement Extension Cord

Replacement extension cord for the Super Pinhole Macula Cabinet.
..... 300320

Super Pinhole Macula Cabinet

This Cabinet can assist with testing potential visual acuity when considering cataract surgery for patients with retinal disease, such as macular degeneration. This greatly improved Super Pinhole Macula Cabinet provides uniform illumination across the entire chart. LED lights provide increased bulb life. Universal power supply, Sloan Letters Super Pinhole chart (300304), Extension Cord (300320), and Multiple Pinhole Occluder (700010) are included with the cabinet.

..... 300300

Accessories

Multiple Pinhole Spectacle Occluder
..... 700010



Reversible Pinhole Occluding Glasses

One side is occluded with 5 pinholes, the other is fully occluded. Sturdy metal frames with straight temples for easy reversibility.
..... 204006

Small Pinhole Occluder
Miniature occluder with 17 pinholes.
4" x 1.25
..... 120400



J Short-handled black occluder
..... 120100
K Short-handled single pinhole occluder
..... 120301
L Short-handled 48 pinhole occluder
..... 120300

VectorVision CSV-1000 Contrast Sensitivity



Remote Control

The New CSV-1000HGT

The CSV-1000HGT tests a combination of contrast and glare sensitivity providing the most accurate measure to evaluate cataracts, glaucoma, diabetic eye disease, contact lens performance, refractive surgery, etc. Patented photocell circuitry automatically monitors and calibrates instrument testing light levels. The CSV-1000 includes the following: CSV-1000 instrument, remote control (with battery), score pads, your choice of test face(s), and instruction manual.

CSV-1000 HGT Contrast Testing System

CSV-1000 HGT Instrument with Glare Lights and 1 Test Face. Stand sold separately. (shown) **500050**

Accessories for CSV-1000

- Mesopic Testing Lens **500053**
- Floor Stand with Casters **500004**

CSV-1000 Contrast Testing System

The CSV-1000 is the only self-standardized vision testing instrument. In each row of the device, photocell circuitry continually monitors and calibrates the instrument light level. This unique system senses both the external light striking the face of the instrument and the internal light which emanates from the miniature fluorescent bulbs. By measuring both light sources, the patented circuitry (U.S. Patent Number 5,078,486) determines the total light reflected from the instrument face and provides for a constant test luminance level of 85 cd/m².

CSV-1000 Contrast Testing System comes with CSV-1000 unit and one contrast testing chart. Floor stand sold separately. **500000**

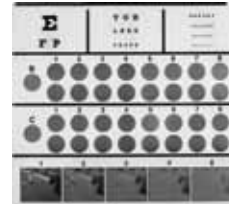


CSV-1000 ETDRS Test Face

ETDRS acuity testing is the worldwide standard for visual acuity testing. The CSV-1000 ETDRS

test face provides standardized testing of ETDRS acuity. Three different ETDRS tests are available: Chart R, Chart 1, and Chart 2.

- Chart R **500003**
- Chart 1 **500040**
- Chart 2 **500041**



CSV-1000S Test Face


The CSV-1000S test face is widely used for in- or out-of-office screenings and for cataract evaluations.

This test presents standard visual acuity from 20/15 to 20/200, 2 rows of spatial frequencies (6 and 12 cycles/degree), and a real-world driver's scene. The test is useful for cataract documentation because it provides a standard acuity score, a functional acuity score, and a real-world simulation. **500001**



CSV1000CA Contrast Acuity (CA) Chart

Tests high contrast and 10% contrast from 20/100 to 20/10. **500052**



CSV1000E Contrast Chart

This test provides for 4 rows of sine-wave gratings. At the recommended test distance of 8 ft (2.5 meters), these

gratings test the spatial frequencies of 3, 6, 12, and 18 cycles/degree. The CSV-1000E provides a full contrast sensitivity curve, which is very useful for the evaluation of ocular disease (particularly cataracts, glaucoma, optic neuritis, diabetes, and macular degeneration), contact lenses, and refractive surgery. For cataract evaluation/documentation, a functional acuity score can be obtained directly from the test scoring sheet. **500051**


ESV3000 ETDRS Illuminated Cabinet & Charts



LED lights make the difference



Easily add glare lights



Simplify your testing

Welcome to the Standard for ETDRS testing – The ESV3000

The ESV3000 contains patented internal calibration technology, which automatically controls the standardized LED (light emitting diodes) output. When this lighting technology is combined with a universal standard power supply, the result is consistent standardized lighting that makes the ESV3000 the most accurate, easy-to-use tester for evaluating ETDRS and logMAR acuity. Simply turn on the device and with a push of a button, the ESV3000 automatically calibrates to a photopic light level of 85 cd/m² or a mesopic level of 3 cd/m². These light levels are recommended by the National Academy of Sciences' Committee on Vision Testing Standards.

- Standardized ETDRS testing is now a reality with photopic 85 cd/m² or mesopic light levels 3 cd/m².
- ESV3000 is low maintenance with no bulbs to warm up, burn in, or replace.
- Move into the new age of standardization with the ESV3000.
- Universal power supply.*
- Controlled by infrared wireless remote. Chart storage in back. Compatible with all existing high contrast (black) ETDRS charts.

24.5"H x 25.5"W x 3.75"D (62 cm x 65 cm x 9.75 cm). CE and CSA listed.

* Power plug adaptor may be needed for outlets outside the United States.

ESV3000 ETDRS Standardized Viewer

The only ETDRS viewing cabinet that self-calibrates illumination on the chart surface for both photopic (85 cd/m²) and mesopic (3 cd/m²) light level testing. The unit utilizes the most advanced self-monitoring LED light source patented technology, providing uniform and highly calibrated illumination across the entire testing surface (*Patent 5,078,486*).

ESV3000 Kit With Original Series 4 Meter ETDRS Charts

Includes the ESV3000 viewer, ESV3000 stand, and 3 Original Series 4 meter ETDRS charts.*

..... 500600

ESV3000 Kit With "2000" Series 4 Meter ETDRS Charts

Includes the ESV3000 viewer, ESV3000 stand, and 3 "2000" Series 4 meter ETDRS charts.*

..... 500601

ESV3000 Kit With "2000" Series 3 Meter ETDRS Charts

Includes the ESV3000 viewer, ESV3000 stand, and 3 "2000" Series 3 meter ETDRS charts.*

..... 500602

ESV3000 ETDRS Viewer Individual Items

ESV3000 ETDRS Standardized viewer only.*

..... **ESV3000**

Accessories and Options

ESV3000 Floor Stand

ESV3000 Floor Stand with casters.

..... 500004



ESV3000 Glare Lights

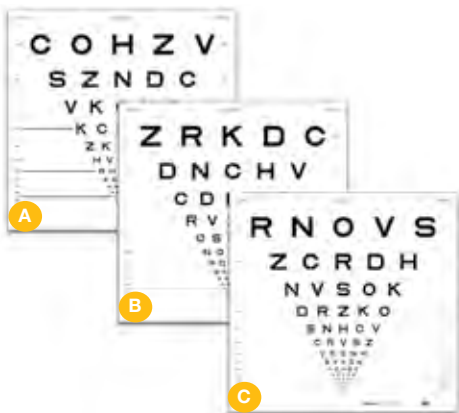
Easy-to-use Glare Lights simply plug in. Turn on and off remotely when used in conjunction with the ESV3000. Set of 2.

..... 500100

Illuminated Cabinets & Charts

13 feet/4 meters ETDRS Distance Charts

Chart Size: 24.5" x 25.5", 62 cm x 65 cm



"2000" Series ETDRS Translucent Distance Charts (13 feet/4 meters)

Proportionally spaced (logMAR) lines; line sizes range from 20/200 to 20/10 (6/60 to 6/3) equivalent, 0.10 to 2.00. Revised version of the original ETDRS series based on more recent research.


- A Chart "1" 500016
- B Chart "2" 500017
- C Chart "3" 500018



LEA Numbers ETDRS Translucent Distance Chart (13 feet/4 meters)

Proportionally spaced (logMAR) lines; lines range from 20/200 to 20/8 (6/60 to 6/2.4) equivalent, 0.10 to 2.50. Chart is available in 3 scrambled versions for repetitive testing.

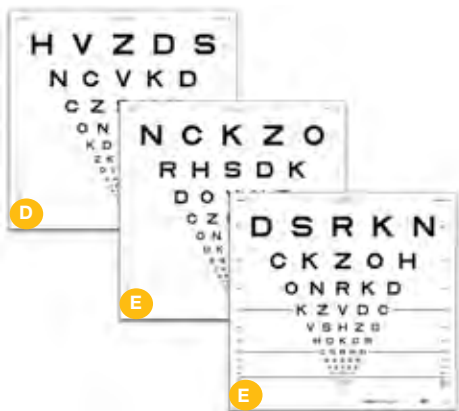
- G 270200
- H 270200A
- I 270200B



HOTV ETDRS Translucent Distance Chart (13 feet/4 meters)

Proportionally spaced (logMAR) lines; lines range from 20/200 to 20/8 (6/60 to 6/2.4) equivalent, 0.10 to 2.50. Chart is available in 2 scrambled versions for repetitive testing.


- J 500025
- K 500034



Original Series ETDRS Translucent Distance Charts (13 feet/4 meters)

Proportionally spaced (logMAR) lines; line sizes range from 20/200 to 20/10 (6/60 to 6/3) equivalent, 0.10 to 2.00. Standardized format is used in National Eye Institute-sponsored clinical studies and in low vision evaluations when accurate and repeatable visual acuity measurements are needed.


- D Chart "R" 500013
- E Chart "1" 500014
- F Chart "2" 500015



Landolt C ETDRS Translucent Distance Charts (13 feet/4 meters)

Proportionally spaced (logMAR) lines; line sizes range from 20/200 to 20/10 (6/60 to 6/3) equivalent, 0.10 to 2.00.


- 500037



Tumbling E ETDRS Translucent Distance Charts (13 feet/4 meters)

Proportionally spaced (logMAR) lines; line sizes range from 20/200 to 20/10 (6/60 to 6/3) equivalent, 0.10 to 2.00.

- 500044




Crowded HOTV ETDRS Translucent Distance Chart (13 feet/4 meters)

HOTV letters with 50% contour interaction bars to provide single optotypes with crowding. Proportionally spaced (logMAR) lines; line sizes range from 20/200 to 20/8 (6/60 to 6/2.4) equivalent, 0.10 to 2.50. Chart is available in 2 scrambled versions for repetitive testing.

- L 500035
- M 500036

Note: All charts, except for the low contrast charts, can be hung on a wall.

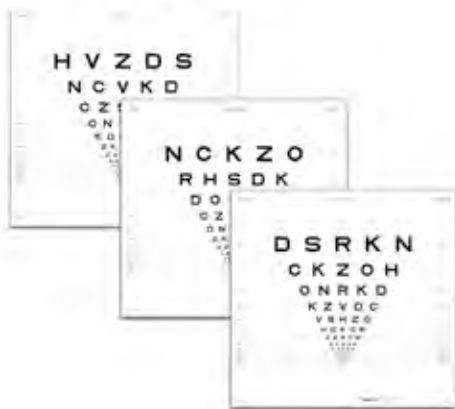
10 feet/3 meters ETDRS Distance Charts



"2000" Series ETDRS Translucent Distance Charts (10 feet/3 meters)

Proportionally spaced (logMAR) lines; line sizes range from 20/200 to 20/10 (6/60 to 6/3) equivalent, 0.10 to 2.00. Revised version of the original ETDRS series based on more recent research.


- Chart "1" 500010
- Chart "2" 500011
- Chart "3" 500012



Original Series ETDRS Translucent Distance Charts (10 feet/3 meters)

Proportionally spaced (logMAR) lines; line sizes range from 20/200 to 20/10 (6/60 to 6/3) equivalent, 0.10 to 2.00. Revised version of the original ETDRS series based on more recent research.

- Chart "R" 500046
- Chart "1" 500047
- Chart "2" 500048



LEA Symbols ETDRS Translucent Distance Chart (10 feet/3 meters)

Proportionally spaced (logMAR) lines; lines range from 20/200 to 20/8 (6/60 to 6/2.4) equivalent, 0.10 to 2.50. Includes response key, training cards, and instructions. 24.5" x 25.5" (62 cm x 65 cm).

..... 250300




LEA Numbers ETDRS Translucent Distance Chart (10 feet/3 meters)

Proportionally spaced (logMAR) lines; lines range from 20/200 to 20/8 (6/60 to 6/2.4) equivalent, 0.10 to 2.50.

..... 271400

ETDRS Low Contrast Charts for 13 feet/4 meters



ETDRS Translucent Low Contrast Charts (13 feet/4 meters)

Proportionally spaced (logMAR) lines; line sizes range from 20/200 to 20/10 (6/60 to 6/3) equivalent, 0.10 to 2.00. 24.5"H x 25.5"W (62 cm x 65 cm).

- A 1.25% 500022
- B 2.5% 500021
- C 5% 500020
- D 10% 500019
- E 25% 500023

ESV1018 Professional Illuminated Cabinet & Charts



ESV1018 LED Professional Illuminated Cabinet

The ESV1018 Professional Illuminated Cabinet holds 10" x 18" (25.4 cm x 45.7 cm) charts and uses light emitting diodes (LED) to provide uniform illumination for standardized testing. Controlled by included infrared wireless remote. Universal power supply. Measures 18.125"H x 10.125"W x 3"D (46 cm x 25.7 cm x 7.6 cm). CE and CSA Listed. Does not include charts, purchased separately.

ESV1018 Rechargeable Battery Pack (Optional)

Rechargeable battery pack for all LED series illuminated cabinets.




Adjustable Wall Mount for ESV1018 Cabinets

This wall mount can easily adjust to patient's eye level for more accurate acuity testing or screening. Extends less than 4" (10.2 cm) from wall. This wall mount is for ESV1018 illuminated cabinet only.

..... 706000

10 feet/3 meters ESV1018 Translucent Distance Charts

Chart Size: 10" x 18", 25.4 cm x 45.7 cm



LEA Symbols Set or Chart (10 feet/3 meters)

Proportionally spaced (logMAR) lines; line sizes range from 20/200 to 20/8 (6/60 to 6/2.4) equivalent, 0.10 to 2.50. Set includes response key, training cards, and instructions.

Set 800722
 Chart Only 800721



Crowded HOTV Translucent Chart (10 feet/3 meters)

Crowded lines; line sizes range from 20/160 to 20/16 (6/48 to 6/4.8) equivalent, 0.12 to 1.25. Set includes chart, response key, training cards, and instructions.

Set 800004
 Chart Only 800726

PLEASE NOTE: All charts may also be mounted or hung on a wall.



LEA Numbers Translucent Chart (10 feet/3 meters)

Proportionally spaced (logMAR) lines; line sizes range from 20/160 to 20/8 (6/48 to 6/2.4) equivalent, 0.12 to 2.50.

..... 800737



A Sloan Letters Chart (10 feet/3 meters)

Linear-spaced lines; line sizes range from 20/160 to 20/16 (6/48 to 6/4.8) equivalent, 0.12 to 1.25.

..... 800713

B Sloan Letters Translucent Chart (10 feet/3 meters)

Proportionally spaced (logMAR) lines; line sizes range from 20/160 to 20/8 (6/48 to 6/2.4) equivalent, 0.12 to 2.50.

..... 800735



**Tumbling E Chart
(10 feet/3 meters)**

Linear-spaced lines; line sizes range from 20/160 to 20/16 (6/48 to 6/4.8) equivalent, 0.12 to 1.25.

..... 800714

13 feet/4 meters ESV1018 Translucent Distance Charts



**Sloan Letters Translucent Chart
(13 feet/4 meters)**

Proportionally spaced (logMAR) lines; line sizes range from 20/160 to 20/10 (6/48 to 6/3) equivalent, 0.12 to 2.00.

..... 800738




Low Vision Sloan Letters Translucent Chart (20 feet/6 meters)

Low vision reversed Sloan Letters chart; line sizes range from 20/400 to 20/160 (6/120 to 6/48), 0.05 to 0.125. Available as either standard or reversed letters.

A 800741
B (Reversed Letters) 800742

20 feet/6 meters ESV1018 Translucent Distance Charts



**LEA Symbols Set or Chart
(20 feet/6 meters)**

Proportionally spaced (logMAR) lines; line sizes range from 20/80 to 20/8 (6/24 to 6/2.4), 0.25 to 2.50. Set includes response key, training cards, and instructions.

Set 800724


Chart Only 800723



**HOTV Translucent Chart
(20 feet/6 meters)**

Linear-spaced lines; line sizes ranging from 20/100 to 20/16 (6/30 to 6/4.8), 0.20 to 1.25. Response key and training cards are not included.

..... 800704



**LEA Numbers Translucent Chart
(20 feet/6 meters)**

Proportionally spaced (logMAR) lines; line sizes range from 20/80 to 20/8 (6/24 to 6/2.4) equivalent, 0.25 to 2.50.

..... 800701



**C Sloan Letters Chart
(20 feet/6 meters)**

Linear-spaced lines; line sizes range from 20/100 to 20/16 (6/30 to 6/4.8), 0.20 to 1.25.

..... 800733



**D Sloan Letters Translucent Chart
(20 feet/6 meters)**

Proportionally spaced (logMAR) lines; line sizes range from 20/100 to 20/10 (6/30 to 6/3), 0.20 to 2.00.


..... 800740



E Sloan Letters Reversed Translucent Chart (20 feet/6 meters)

Reversed proportionally spaced (logMAR) lines; line sizes range from 20/100 to 20/16 (6/30 to 6/4.8), 0.20 to 1.25.

..... 800739



**F Tumbling E Chart
(20 feet/6 meters)**

Linear-spaced lines; line sizes range from 20/100 to 20/20 (6/30 to 6/6), 0.20 to 1.00.

..... 800729

LED Insta-Line Quantum Cabinet & Charts



now using LED



Complete LED Insta-Line Quantum™

All LED Insta-Line Quantum cabinets use light emitting diodes (LED) to provide uniform illumination for standardized testing. The increased efficiency of the bulbs and the rechargeable battery (included) permit testing in almost any location. Controlled by radio frequency (RF) wireless remote. A power pack is included for recharging and using the unit with or without the battery.

One person can administer a complete series of vision tests in less than 2 minutes. Ideal for ages 3 through adulthood. Used for testing visual acuity at 10 feet and for assessing muscle imbalance. Includes LEA Symbols® Test Set, LEA Numbers®, Tumbling E Chart, Sloan Letters Chart, and HOTV Test Set, occluder, +1.75, +2.25, and +2.50 hyperopia glasses. Completely self-contained and weighs only 10 lbs. Universal power supply. 14.5" H x 9.25" W x 5" D. CSA Listed.

..... 915000

Preschool LED Insta-Line Quantum™

Complete and accurate screening for preliterate children as young as 3 years. Portable, durable, and works with the touch of a finger. Includes LEA Symbols test set, HOTV test set, and occluder. Universal power supply. CSA Listed.

..... 916000

Basic LED Insta-Line Quantum™

Cabinet only, charts not included. Universal power supply. CSA Listed.

..... 914000

10 feet/3 meters Testing Distance Charts and Sets for ALL Insta-Line Cabinets



LEA Symbols Test Set

Linear-spaced optotypes in the following size equivalents: 20/60, 20/50, 20/40, 20/32, 20/25, 20/20, 20/16, and 20/12.5. Two lines of each size with 5 optotypes on each line. Includes chart, response key, training cards, switch box overlay, and instructions. This test set is included with 915000 Complete LED Insta-Line Quantum™ and 916000 LED Preschool Insta-Line Quantum™. 9" x 14" (22.9 cm x 35.6 cm).

..... 904025

LEA Symbols Chart Only

Includes switch box overlay. 9" x 14" (22.9 cm x 35.6 cm).

..... 904032



LEA Numbers Chart

Linear-spaced optotypes in the following size equivalents: 20/63, 20/50, 20/40, 20/32, 20/25, 20/20, 20/16, and 20/12.5. Two lines of each size with 5 optotypes on each line. Includes chart and switch box overlay. Included with 915000 Complete LED Insta-Line Quantum™. 9" x 14" (22.9 cm x 35.6 cm).

..... 904026



HOTV Test Set

Linear-spaced optotypes in the following size equivalents: 20/60, 20/50, 20/40, 20/32, 20/25, 20/20, 20/16, and 20/12.5. Two lines of each size with 5 optotypes on each line. Includes chart, response key, training cards, switch box overlay, and instructions. This test set is included with 915000 Complete LED Insta-Line Quantum™ and 916000 LED Preschool Insta-Line Quantum™. 9" x 14" (22.9 cm x 35.6 cm).

..... 904030

HOTV Chart Only

Includes switch box overlay. 9" x 14" (22.9 cm x 35.6 cm).


..... 904031



Sloan Letters Chart

Linear-spaced optotypes in the following size equivalents: 20/63, 20/50, 20/40, 20/32, 20/25, 20/20, 20/16, and 20/12.5. Two lines of each size with 5 optotypes on each line. Includes chart and switch box overlay. This chart is included with 915000 Complete LED Insta-Line Quantum™. 9" x 14" (22.9 cm x 35.6 cm).

..... 904029



LEA Symbols Combination Distance and Near Test Set


Easily screen both near and distance vision with one chart using the Insta-Line illuminated cabinet.

This pediatric eye chart features LEA Symbols pediatric symbols with 2 lines of linear-spaced optotypes in the following size equivalents: 20/40, 20/32, 20/25 and 20/20. Distance screening for these lines is 10 ft, 3 meters.

Near vision screening features LEA Symbols with 2 lines of linear-spaces optotypes in the following size equivalents: 20/200, 20/40 and 20/32. Near vision portion also contains 2 columns of proportionally spaced characters with size equivalents of 20/50 to 20/16.

Chart measures 9" x 14" (22.9 cm x 35.6 cm). Chart set includes overlay, flash cards and response panel.

..... 904034



Crowded HOTV Test Set

Crowded optotypes in the following size equivalents: 20/50, 20/40, 20/30, and 20/20. Includes chart, response key, training cards, switch box overlay, and instructions. 9" x 14" (22.9 cm x 35.6 cm).

..... 904015

Crowded HOTV Chart Only

Includes switch box overlay. 9" x 14" (22.9 cm x 35.6 cm).

..... 900707



LED Insta-Line Mounting Bracket

Add portability to your LED Insta-Line with the Insta-Line Mounting Bracket. Adding this bracket to our deluxe universal stand allows increased mobility. Mounting bracket can only be used with the LED Insta-Line Quantum.

..... 914100



Stand for Professional, ESV1500, ESV1200, ESV1018, LED Insta-Line, Models A+, A, or M Cabinets

Add mobility to your illuminated cabinet with this deluxe universal 5-leg stand. Available with or without casters. **Note:** Using stand with LED Insta-Line requires LED Insta-Line bracket 914100 found above.

A Casters 705000

B Without casters 704000



Hyperopia Glasses (Hard Lens)

+1.75. Recommended for children 10 years or older.

..... 900003

+2.25. Recommended for children ages 6 to 10 years who have greater accommodation.

..... 900002

+2.50. Recommended for children ages 6 to 10 years who have greater accommodation.

..... 900005



Canvas Carrying Case

For Quantum Series, Model A+, Model A, LED Insta-Line, and Insta-Line PLUS™. Adjustable shoulder strap provides comfort when carrying an illuminated cabinet.

..... 904020

Stereoacuity Testing



Combination LEA Symbols and Stereo Fly Acuity Test

Tests designed to rapidly test for amblyopia and strabismus using gross thru fine stereopsis (4800 to 20 sec of arc). Graded circle test from 400 sec now down to 20 sec with no monocular clues. New improved booklet has answer key on back cover and includes both adult and child polarized viewers.

100050



Combination LEA Symbols and Stereo Butterfly Acuity Test

Tests designed to rapidly test for amblyopia and strabismus using gross thru fine stereopsis (2500 to 20 sec of arc). Graded circle test from 400 sec now down to 20 sec with no monocular clues. New improved booklet has answer key on back cover and includes both adult and child polarized viewers.

101050



Random Dot 2 LEA Symbols Stereoacuity Test

Designed to rapidly test for amblyopia and strabismus in early and non-readers and non-verbal children and adults. Expanded random dot LEA test (500, 250, 125 sec of arc). Graded circle test now down to 12.5 sec with no monocular clues. New improved booklet has answer key on back cover and includes both adult and child polarized viewers.

100750



Random Dot E Stereoacuity Test

Designed to rapidly test for amblyopia and strabismus in early and non-readers and non-verbal children and adults. Choice of dot size acuity (standard and low vision). Includes adult and new child-friendly pediatric viewers with improved test frames.

101550



PASS Test™ 1

Preschool Assessment of Stereopsis with a Smile (PASS) - Stereoacuity test for basic screening of stereopsis in children and non-readers. Includes: 3 Cards (720, Demo, and Blank), 1 Pair Pediatric Polarized Viewers, and 1 Pair Intermediate Polarized Viewers.

101100



PASS Test™ 2

Preschool Assessment of Stereopsis with a Smile (PASS) - Stereoacuity test for school assessment of stereopsis in children and non-readers. Includes: 4 Cards (480, 240, Demo, and Blank) with Carrying Case, 1 Pair Pediatric Polarized Viewers, and 1 Pair Intermediate Polarized Viewers.

This test is also part of the VIP Kit developed by the Vision in Preschoolers Study Group for screening the vision of preschoolers.

101200



PASS Test™ 3

Preschool Assessment of Stereopsis with a Smile (PASS) - Stereoacuity test for quantitative assessment of stereopsis in children and non-readers. Includes: 6 Cards (480, 240, 120, 60, Demo, and Blank) with Carrying Case, 1 Pair Pediatric Polarized Viewers, and 1 Pair Intermediate Polarized Viewers.

101300



Stereo Vision Viewers

Polarized stereoacuity test viewers.

A Adult 103050

B Intermediate. 103175

C Children 103150



Gem Polarized Variable Vectograph

Polarized Variable Vectograph Vision Therapy System for vision training. Improve your patients' vision therapy outcomes using the new home reinforcement Vision Therapy System. Stereopsis depth of 700 seconds of arc, 16-diopter range for base-in (divergence) training and 24-diopter range for base-out (convergence) training for a total accommodation range of 40 diopters. Includes therapy binder, doctor and patient instruction manuals, patient vision therapy recording form, and standard polarized viewers.

106055

Vectographs



Vortex Polarized Variable Vectograph

Polarized Variable Vectograph Vision Therapy System for Vision Training. Improve your patients' vision therapy outcomes using the new home reinforcement Vision Therapy System. Stereopsis depth on Vortex image of 6,100 seconds of arc. Letters' orientation to the Vortex image above, below, and even with the image at +/-600 seconds of arc. 16-diopter range for base-in (divergence) training and 24-diopter range for base-out (convergence) training for a total accommodation range of 40 diopters. Includes therapy binder, doctor and patient instruction manuals, patient vision therapy recording form, and standard polarized viewers.

..... 105550



Gem PL Polarized Variable Vectograph

Polarized Variable Vectograph Vision Therapy System for Vision Training. Improve your patients' vision therapy outcomes using the new home reinforcement Vision Therapy System. Stereopsis depth of 700 seconds of arc including fixation disparity target with central fusion lock. 16-diopter range for base-in (divergence) training and 24-diopter range for base-out (convergence) training for a total accommodation range of 40 diopters. Includes therapy binder, doctor and patient instruction manuals, patient vision therapy recording form, and standard polarized viewers.

..... 106050



NFL Gem PL-NFL™ Polarized Variable Vectograph

Improve your patients' vision therapy outcomes using the new home reinforcement Vision Therapy System with improved Vecto Guides. Contains Stereopsis depth of 700 seconds of arc and Fixation Disparity target without central Fusion Lock. 16-diopter range for Base-In (Divergence) Training and 24-diopter range for Base-Out (Convergence) Training with total accommodation range of 40-diopters. Includes therapy binder, doctor and patient instruction manuals, patient vision therapy recording form, and standard polarized viewers.

..... 106595



VFD Variable Fixation Disparity™ Polarized Variable Vectograph

Improve your patients' vision therapy outcomes using the new home reinforcement Vision Therapy System with improved Vecto Guides. 2-dimensional Fixation Disparity target without central Fusion Lock and without peripheral Gem image. 16-diopter range for Base-In (Divergence) Training and 24-diopter range for Base-Out (Convergence) Training with total accommodation range of 40-diopters. Includes therapy binder, doctor and patient instruction manuals, patient vision therapy recording form, and standard polarized viewers.

..... 106590



PL Binocular Vision Dysfunction Diagnostic and Treatment System™

Quickly and accurately diagnoses large to small fixation disparities with this all inclusive kit, which contains the following items:

- 106575 - Far Fixation Disparity Target™
- 106550 - Near Fixation Disparity Target™
- 106055 - Gem™ Polarized Variable Vectograph
- 106050 - Gem PL™ Polarized Variable Vectograph
- 106595 - GemPL NFL™ Polarized Variable Vectograph

Therapy Binder with Pen, Doctor Instruction Manual, and Standard Polarized Viewers.

..... 107000



Vectograph Viewers

Greatly simplifies vision therapy by holding vectographs at the proper angle and allows sliding the vectographic panels to the "breaking point" and back to the "recovery point". These vectograph viewers support the full extension of the panels to their maximum base-in and base -out capabilities. A white background behind the vectograph supports base-out vergence work (convergence). The white background can be removed to reveal the clear background. This permits use of the vectographs for fusional divergence work, which requires that the patient view beyond the plane of the vectograph.

Available as either a single or double Vectograph Viewing stand.

A Single..... 585600

B Double..... 587800



Far Polarized Fixation Disparity Target

Vectographic 2-dimensional Fixation Disparity Target for assessing Far Point of Fixation Disparity and Associated Vergence Measures at Distance.

Can be administered in free space or behind a refractor and be presented at a variety of working distances. Includes Doctor Manual and Standard Polarized Viewers.

..... 106575



Near Polarized Fixation Disparity Target

A vectographic 2-dimensional Fixation Disparity Target for assessing Near Point of Fixation Disparity

and Associated Vergence Measures at Near. Can be administered in free space or behind a refractor and be presented at a variety of working distances. Includes Doctor Manual and Standard Polarized Viewers.

..... 106550

Stereoacuity



Worth 4-Dot Test Attachment

The Worth 4-Dot Attachment fits on your Welch Allyn or Keeler transilluminator and supports Worth 4-Dot testing using red/green goggles. Compared to conventional flashlight versions, the Worth 4-Dot Test Attachment does not require cumbersome flashlight units or D batteries. Use with red/green anaglyph adult glasses *955100* or one of our Children's Fun Frame anaglyph glasses found on *page 48*.

..... **475900**



Berens 3 Character Test

The Berens 3 Character Test is designed for patients who are unable to respond to the Worth 4-Dot Test, such as children who cannot name colors and individuals with low color perception. The 3 characters are: a red girl, a green elephant and a white ball. All are reproduced on a special insert that goes over the flashlight lens. The test set consists of a high-quality, chrome, three-cell flashlight with a pair of universal spectacles together and complete instructions. 3 D-cell batteries included.

..... **153090**



A Reversible Red/Green Anaglyph Glasses

Durable metal frame glasses with spring-loaded temples. Storage case included.

..... **955100**

B Worth 4-Dot Flashlight with Anaglyph Glasses.

Batteries not included.

..... **950100**



Combination Polarized and Anaglyph Flipper

Combination polarized and red/green stereo lenses into one flipper. Use the red/green for the Worth 4-Dot or other anaglyph test; then, flip to polarized lenses for stereoacuity test.

..... **488400**




Lichtenstein Fixation Box

The Lichtenstein Fixation Box gives you the added ability to test fusion, as well as to maintain fixation for your younger patients. The box contains a Worth 4-Dot examination, a white fixation light for adults and older children, and a fixation light that changes colors for strabismus measurements or refraction. LEDs provide increased bulb life. Universal power supply. 7.25" H x 6" W x 1.5" D (18.4 cm H x 15.3 cm W x 3.8 cm D). CE and CSA Listed.

..... **995000**

A0 Type Projector Slides



Designed for use in all manual Chart Projectors including products from R.H. Burton, Marco, Reichert, Topcon, and Woodlyn.

A LEA Symbols and Sloan Letters

LEA Symbols in 19 lines from 20/125 to 20/10 with multiple lines from 20/50 to 20/10 and Sloan Letters in 20 lines from 20/400 to 20/10 with multiple lines from 20/50 to 20/10.

..... 320000

B LEA Numbers and Sloan Letters

LEA Numbers in 17 lines from 20/125 to 20/10 with multiple lines from 20/50 to 20/10 and Sloan Letters in 20 lines from 20/400 to 20/10 with multiple lines from 20/50 to 20/10.

..... 320100

C LEA Symbols, LEA Numbers, and Sloan Letters

LEA Symbols in 18 lines and LEA Numbers and Sloan Letters in 16 lines from 20/100 to 20/10 with multiple lines from 20/50 to 20/10.

..... 320200

D LEA Symbols and Sloan Letters

LEA Symbols in 20 lines from 20/200 to 20/10 with multiple lines from 20/50 to 20/10 and Sloan Letters in 20 lines from 20/250 to 20/10 with multiple lines from 20/50 to 20/10.

..... 320300

E LEA Symbols and Sloan Letters

LEA Symbols in 11 lines from 20/200 to 20/16 and Sloan Letters in 17 lines from 20/400 to 20/16 with multiple lines from 20/40 to 20/20.

..... 320400

F LEA Symbols, LEA Numbers, and Sloan Letters

LEA Symbols, LEA Numbers in 10 lines and Sloan Letters in 14 lines from 20/125 to 20/16. Multiple lines from 20/40 to 20/20 for Sloan Letters.

..... 320500

G LEA Numbers and Sloan Letters

LEA Numbers in 11 lines from 20/200 to 20/16 and Sloan Letters in 17 lines from 20/400 to 20/16 with multiple lines from 20/40 to 20/20.

..... 320600

H Astigmatism and Vergence

Tumbling E from 20/400 to 20/200, Sloan Letters from 20/100 to 20/10, Astigmatic Clock Test, Vertical Lines for Vergence from 20/40 to 20/10, Sloan Letters from 20/50 to 20/10, and Astigmatic Blocks.

..... 110300

I Acuity Astigmatism

Tumbling E and Sloan Letters from 20/300 to 20/10, Astigmatic Clock Test, Numbers from 20/50 to 20/10, and Tumbling E from 20/200 to 20/15.

..... 111300

J Adult Acuity

Combination Sloan Letters and Numbers from 20/400 to 20/10, Numbers from 20/70 to 20/10, and Tumbling E from 20/200 to 20/15.

..... 118050

K Adult Vectorgraphic

Sloan Letters Monocular from 20/100 to 20/15, Astigmatic Clock, Acuity Balance from 20/30 to 20/20, Acuity Suppression from 20/40 to 20/25, Binocular Acuity from 20/30 to 20/15, Fixation Disparity (with/without fusion lock), and Stereopsis with 260-73 seconds of arc.

..... 123400

Examination Tools




Vergence Facility Prism

Quick screen for binocular vision. Use to get the patient to cycle between the 2 prisms up to 15 cycles per minute. Use at 16 inches (40 cm) with 20/30 near point line. Prisms are

12D base-out and 3D base-in and 1.5 inch high (38 mm). Comes either mounted on a stainless stick holder or loose.

Mounted (Shown) **477700**
Prism Only **477701**



Stainless Steel Stick Prism Set

Prisms are mounted on a stainless steel stick for easier and more sanitary presentation. Set includes: Red lens plus diopters of 1/2, 1, 2, 4, 6, 8, 10, 12, 15, 20, 25, 30, 35, 40, 45, and 50 in a wooden storage box. Prisms are

37 mm square.
16-piece set **467100**



Loose Prism Set

These high quality prisms are used to measure the deviation in strabismus. It is important to conduct polarized testing through prisms that are known to cause the least interference with polarization.

Set of 16 includes: 1/2, 1, 2, 4, 6, 8, 10, 15, 20, 25, 30, 35, 40, 45, 50 diopter prisms, and red lens.

Set of 22 includes: 1/2, 1, 2, 3, 4, 5, 6, 7, 8, 9, 10, 12, 14, 16, 18, 20, 25, 30, 35, 40, 45, 50 diopter prisms, and red lens.

Each measures 37 mm square and includes case.

16-piece set **444900**
22-piece set **444500**



Prism Bars

Made from durable, lightweight acrylic. 16 segments that provide 1, 2, 4, 6, 8, 10, 12, 14, 16, 18, 20, 25, 30, 35, 40, and 45 PD. Vertical prism bars have 15 segments that provide 1, 2, 3, 4, 5, 6, 8, 10, 12, 14, 16, 18, 20, 25, and 30 PD. Includes protective case.

A Horizontal **444600**
B Vertical **444700**
A & B Combined **444800**



Two-Paddle Retinoscopy Rack

This two-paddle version has one paddle with plus lenses and the

other with minus. Optics on both are 0.50, 1.00, 1.50, 2.00, 2.50, 3.00, 3.50, 4.00, 5.00, 6.00, 7.00, 8.00, 9.00, 10.0, 12.0 and 15.0. Lenses are 16 mm diameter, recessed to help prevent scratching. Lenses are glass for greater accuracy and durability. Includes protective case.

. **506500**



Risley Rotary Prism

Large aperture (1 1/23 mm) rotating prisms permit more flexibility compared to your Phoropter. Two versions are offered: +/-20 PD or +/-30 PD

with handles. The prisms are controlled with a convenient knurled rotating knob. Accurately calibrated dial shows prism diopter selected and rotates through 30 PD right-exo to 30 PD left-eso.

20 PD **467300**
30 PD **467400**



Red Maddox Insert

Red maddox insert for Risley Rotary Prism.

. **207002**



Color-Coded Flipper Set

Flipper Set with 6 flippers, plus and minus each of 0.25, 0.50, 0.75, 1.00, 1.50, and 2.00 diopters. Each is marked with diopter power and handles are color-coded. The lenses are durable and will last for years. Includes attractive holder.

6 Color-Coded Flipper Set
(shown) **499700**

12 Color-Coded Flipper Set
. **517900**




Individual Flipper Lens

Individual flippers available in various lens configurations. Durable with a soft handle.

Individual Flipper Lens

- 127025** +/- 0.25 Lens
- 127050** +/- 0.50 Lens
- 127075** +/- 0.75 Lens
- 127100** +/- 1.00 Lens
- 127125** +/- 1.25 Lens
- 127150** +/- 1.50 Lens
- 127175** +/- 1.75 Lens
- 127200** +/- 2.00 Lens
- 127225** +/- 2.25 Lens
- 127250** +/- 2.50 Lens
- 127275** +/- 2.75 Lens
- 127300** +/- 3.00 Lens
- 127400** +/- 4.00 Lens



Flipper in Canvas Pouch

Set of 6 Flippers in Canvas Pouch with elastic closure. Black. Includes 6 Flippers: with plus on one side and minus on the other of 0.25, 0.50, 0.75, 1.00, 1.50, and 2.00 diopters.

. **552500**

Thorington Card

The Thorington Card quickly measures heterophoria. The near card is used with a Maddox Rod. Scoring reveals if the patient has normal alignment when fusion is broken or if the patient has abnormal alignment.


The card helps diagnose Uncrossed or Crossed Diplopia and RhyphoP, LhyperP, RhyphoP, and LhypoP. Includes a 1 mm hole in center for the fixation light. With the near adult card, each optotype represents 1 prism diopter, and measures +/-12 diopters. The card measures 5.75 x 4.75 inches (147 x 121 mm) and is available in 2 versions: Penlight/Transilluminator attachment or Touch LED Light.



Adult Thorington Card

Uses a combination of both numbers and letters. Available in 2 different versions.

Transilluminator/Penlight **489300**
Touch LED. **555800**





Pediatric Thorington Card

Available in 2 versions.

Transilluminator/Penlight **539000**
Touch LED. **555900**

Thorington Options



Bangerter Foil Bar

Used to determine when the preference switches from one eye to the other. Makes it easy to determine the appropriate foil for use in amblyopia and diplopia. Visual acuity levels are: 20/20, 20/25, 20/30, 20/50, 20/70, 20/100, 20/200, 20/300, light perception, and NLP.

. **630000**



Neutral Density Filter Bar

Used to measure afferent pupillary defects (APD) also called "diminished pupil reaction to light levels". Provides the filter values: 0.3, 0.6, 0.9, 1.2, 1.5, and 1.8 density log units. Each filter is 1.5" (38 mm) square with an overall bar size of 10" by 1.5" (25.3 cm by 3.8 cm). Comes with a handle for easy use and case for storage.

. **470200**



Neutral Density Bar Slide

Will add 1.8 density to filter bar.

. **488800**



Pocket Neutral Density Bar

Used to measure Afferent Pupillary Defects (APD) which is defined as diminished pupil reaction to light levels. It uses 6 standard ND levels for quantifying APD. The log units quantify amount of light transmitted through the filter. Includes 6 filters rated as 0.3, 0.6, 0.9, 1.2, 1.5, and 1.8 log unit optical density values. The 0.3 ND filter is most useful for uncovering a borderline pupil defect.

The filter bar can be used in conjunction with the "Swinging Flashlight" test to detect and quantify the depth of any afferent conduction defect.

Fits in shirt pocket. Includes leather slip cover. Overall bar is 6.5" x 1" (16.5 cm long and 3 cm wide). Each filter measures 7/8" by 1" (2.5 cm x 3 cm).

. **470550**



Handheld Neutral Density Filters

- .3 neutral density filter. **A** **204000**
- .6 neutral density filter. **B** **204001**
- .9 neutral density filter. **C** **204003**



Fixed PD Trial Frames

These axis adjustable Fixed PD Trial Frames are comfortable because they are lightweight and sized to the patient's needs and adjustable for temple length. Available in sets or individually. The set includes a PD rule to make accurate frame selection quick and easy. Each frame holds 3 trial lenses in front and a 4th lens behind on each side. All have a knob to rotate the axis of the front lenses.

The light blue fixed trial frames come in smaller PD sizes of 52, 54, 56, 58, and 60 mm. The 52, 54, and 56 mm PD trial frames will hold 3 lenses while the 58 and 60 mm light blue frames will both hold 4.

The light gray fixed trial frames come in larger PD sizes of 62, 64, 66, 68, and 70 mm and each will hold 4 lenses.

Light Blue Frames

- 52 mm PD. **530600**
- 54 mm PD. **530700**
- 56 mm PD. **530800**
- 58 mm PD. **530900**
- 60 mm PD. **531000**

Gray Frames

- 62 mm PD. **531100**
- 64 mm PD. **531200**
- 66 mm PD. **531300**
- 68 mm PD. **531400**
- 70 mm PD. **531500**



Adult Axis Adjustable Trial Frame Set

Adult Axis Adjustable Trial Frames are comfortable and lightweight. Temple length can be adjusted to the patient's needs. The set comes in gray, includes the smaller sizes of 62, 64, 66, 68, and 70 mm, a storage box that holds 5 frames and a PD rule to make accurate frame selection quick and easy. Each frame holds 3 trial lenses in front and a 4th lens behind on each side. All have a knob to rotate the axis of the front lenses. Storage box to hold trial frames is also included.

..... **532200**



Pediatric Axis Adjustable Trial Frame Set

Pediatric Axis Adjustable Trial Frames are comfortable and lightweight. Temple length can be adjusted to the patient's needs. The set comes in blue, includes the smaller sizes of 52, 54, 56, 58, and 60 mm, a storage box that holds 5 frames, and a PD rule to make accurate frame selection quick and easy. Each frame holds 3 trial lenses in front and a 4th lens behind on each side. All have a knob to rotate the axis of the front lenses. Storage box to hold trial frames is also included.

..... **531700**



Pediatric Trial Frames

Pediatric spring-hinged trial frames are both lightweight and easy to use. PD can be adjusted from 54 mm to 70 mm and accommodates up to four 38 mm trial lenses on each side. Also contains axis of astigmatism and one touch adjustment on nose pad.

..... **469800**



Universal Adult Frames

The following adjustments can be made: temple angle, temple length 4.125" to 5.5" (98 mm to 135 mm), nose bridge height 0 mm to 14 mm, nose angle 0° to 30°, PD adjustable to 24 mm to 40 mm on each side (48 mm to 80 mm total both eyes).

Axial calibration on each lens:

- left - 120° to 0° to 135°
- right - 45° to 180° to 60°
- Lens rotation is full 360°

Accommodates three 38 mm lenses in front and 1 behind. Clear, precisely printed scales. Foam covered nose bridge for comfort.

..... **455400**



Clip-On Trial Frames

Attaches to existing Rx glasses for a quick opportunity to over refract. Use of the clips reduces vertex distance error compared to phoropter. Once the patient's distance Rx is correct, clips can help check presbyopic addition. Axis markings provided for use with cylinders. Set of 2 Clip-On Frames

..... **301100**



8-Well Trial Lens Holder

Easily use your existing trial lenses with this handheld 8-Well Trial Ring Holder. Contains 2 lens holders, 2 lens holders with axis scale, and nose bridge with a handle. Made of sturdy black plastic for long lasting durability.

..... **532300**



10-Well Trial Lens Holder

Easily use your existing trial lenses with this handheld 10-Well Trial Ring Holder. Contains 5 wells with a handle. Made of sturdy black plastic for durability.

..... 151460



Raff Level Trial Flipper

Trial lens flipper with built-in level helps speed the lens trial and prescribing process creating a more accurate presentation while eliminating inadvertent off-axis lens rotation. The higher accuracy provides a more positive patient experience and the higher-tech appearance helps build patient confidence. The flipper can also help accurately refine lens prescriptions should they be needed.

..... 151560



Maddox Lenses for Trial Frames

Maddox lenses mount in trial rings oriented to the handle. Available as either Red, Green, or White.

A Red 473000

B Green..... 473100

C White..... 473200



Occluders for Trial Frames

Various occluders mounted in trial frames.

D Opaque Occluder 532400

E 1 mm Pinhole Occluder 532500

F Frosted..... 533100



Cylinders lenses not included

I-test™ Vision Screener

Quickly and easily screen vision with the handheld I-test™ Vision Screener. Simply place the I-test™ on the patient's face like regular eye glasses and ask the patient to adjust lens strength by rotating the dial to the clearest lens strength. The I-test™ will test for myopia, hyperopia, presbyopia, and anisometropia. Clean with a soft cloth and fold for easy storage.



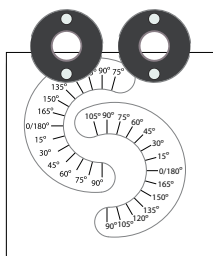
Folds in half for easy storage

..... 400801

I-test™ Vision Screener with Cylinder Attachment

Easily use your own cylinders with the I-test™ Vision Screener with Cylinder Attachment. Cylinders are not included.

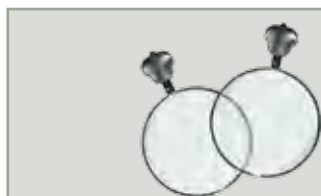
Gray 400811



Cylinder Attachment

Cylinder Attachment for I-test™.

..... 400809



Trial Lenses for your practice

Good-Lite has a wide variety of individual trial lenses for your practice available in both Cylinder and Sphere. Individual lenses have a chrome rim and come in standard sizes. Contact us with the diopter increment that you need for your set.



The Automated Confrontation Visual Field Tester (ACV)

The ACV is both cost-effective and easy-to-use where both eyes can be tested in less than a minute. It is also more accurate and sensitive than using finger confrontation methods. The ACV instrument is a compact, black, rectangular instrument with a 1.0 mm red light-emitting diode (LED) at each of its four corners and a fixation hole at the center. The device presents automated, randomized patterns of lit LEDs and the patient is asked to identify the number of lights seen. Determination of visual field loss is an important part of a comprehensive eye examination.



The ACV tester consists of a black unit measuring 12 cm by 17 cm. Four 1.0 mm red LEDs are positioned 11.25 cm apart, which results in an angular separation of 15° when the device is 60 cm from the patient. The tester is powered by 2 standard AA batteries.

..... 476550

Cylinder Trial Lens Range

±20.0D to ±8.0D — 1.0 diopter increment
 ±7.50D to ±5.50D — 0.5 diopter increment
 ±5.25D to ±0.12D — 0.25 diopter increment

Sphere Trial Lens Range

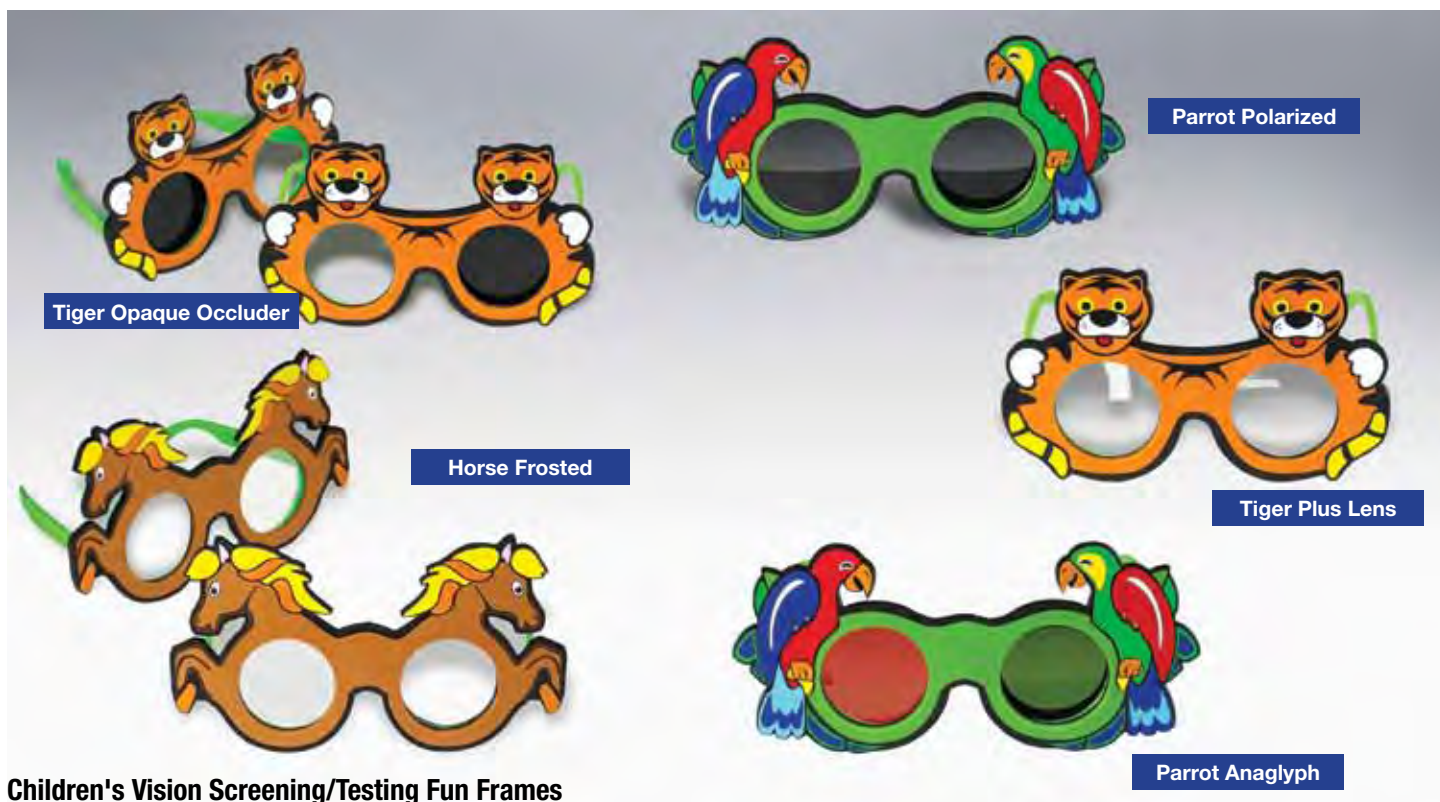
±20.0D to ±8.0D — 1.0 diopter increment
 ±7.50D to ±5.50D — 0.5 diopter increment
 ±5.25D to ±0.12D — 0.25 diopter increment

Note: ±0.37D and ±0.12D are available for both Cylinder and Sphere Trial Lenses.

128000 Cylinder - Specify Diopter Increment

129000 Sphere - Specify Diopter Increment

Examination Tools



Children's Vision Screening/Testing Fun Frames

Who said serious tests had to be done with boring test glasses? Add fun to your pediatric tests with our animal motif frames. Use these fun frames as occluders to increase testability, as pinhole occluders or hyperopia glasses, and during tests requiring anaglyph or polarized glasses, such as stereoacuity tests. Occluders come in left and right pairs with the same frame style. These covered frames are more colorful than shown here and they are surprisingly durable! Not for possession by children below age 3.

Lens Type	Horse	Parrot	Tiger
Opaque Occluder	460900	461000	461100
Frosted Occluder	460911	461011	461111
Polarized	462000	462100	460700
Anaglyph	461300	461400	461500
+1.50 Hyperopia	525900	525700	528900
+2.00 Hyperopia	491100	491200	491300
+2.50 Hyperopia	500400	500500	500611
+3.00 Hyperopia	515100	515000	515200



Multiple Pinhole Spectacle Occluder
..... 700010



Reversible Occluding Glasses
One side is occluded, the other is open. Sturdy metal frames with straight temples for easy reversibility.
..... 452300



Multiple Pinhole Glasses
Each lens contains 49 pinholes in circular formation. Lightweight and easy to use.
..... 204007



Small Pinhole Occluder
Miniature occluder with 17 pinholes. 4" x 1.25
..... 120400



Reversible Pinhole Occluding Glasses
One side is occluded with 5 pinholes, the other is fully occluded. Sturdy metal frames with straight temples for easy reversibility.
..... 204006



LEA Face Disposable Occluder
These easy-to-use disposable occluders are a perfect addition to any vision testing or screening program. Printed on sturdy card stock with LEA Smiling Face for fixation. Each package contains 50 occluders glued along the edge for easy storage.
..... 253200



Opaque Plastic Occluders

Set of 6 in gray.

..... 750000



Adhesive Eye Occluder

Lightweight, breathable elastic cloth for comfort and adhesive for a secure fit and easy removal. Individually packed for added protection. Dimensions: 1-7/8 x 2-1/2 inches. Recommended by eye-care professionals.

..... 760001



Leaf Style Clip-on Occluders

Available in 44 mm, 46 mm, 48 mm or 50 mm in height; Black or Beige color.

Set of 6 occluders

Beige		Black	
481144	44 mm	481044	44 mm
481146	46 mm	481046	46 mm
481148	48 mm	481048	48 mm
481150	50 mm	481050	50 mm



Round Style Clip-on Occluders

Available in 44 mm, 46 mm, 48 mm or 50 mm in height; Black or Beige color.

Set of 6 occluders

Beige		Black	
481244	44 mm	480144	44 mm
481246	46 mm	480146	46 mm
481248	48 mm	480148	48 mm
481250	50 mm	480150	50 mm



Visual Field Fatigue Diffuser

Designed by John Karickhoff, MD to block vision by diffusion rather than occlusion. The diffusion level was selected to block viewing of the largest targets and fixation spot of all the standard parameters but allows 97% of the light of the bowl to enter the covered eye. This eliminates the continuous ocular rivalry caused by standard opaque occluders. Clear Visual Field Fatigue Diffuser with white elastic straps to fit all sizes. Made of durable plastic lets diffused light in while keeping air away from the eye.

Sold in a package of 3, Size: 3" x 2" (75 mm x 50 mm)

..... 166000



Medical Eye Shield

This plastic shield provides temporary protection for the eye. Comes with elastic string in packages of 24 shields. Available in either Adult or Pediatric sizes.

Adult Eye Shield – 77 mm x 53 mm

Black.....	131000
Beige.....	133000

Pediatric Eye Shield – 63 mm x 44 mm

Black.....	571600
Beige.....	571700



Foam-Edged Patches

Foam edging ensures comfort and excellent occlusion. Durable; can be used repeatedly with careful cleaning. Adult patches are 2¹³/₁₆" x 1¹⁵/₁₆" (7.2 cm x 5 cm). Children's patches are 2³/₈" x 1¹¹/₁₆" (6 cm x 4.5 cm).

White Children's Eye Patch with Elastic

A..... **487900**

Black Adult Eye Patch with Elastic

B..... **487700**

White Adult Eye Patch with Elastic

C..... **487800**

Note: All foam-edged patches contain latex.



60 mm 17-Pinhole Trial Frame Occluder

Lightweight black plastic pinhole occluder that fits in trial frame holder

..... 126000



Clip-On Occluder

Lightweight black plastic occluder clips onto any existing frame using metal spring clip.

..... 121002



Multiple Pinhole Clip-On Occluder

Lightweight black metal multiple pinhole occluder securely clips onto any existing frame.

..... 121100



Frosted Clip-On Occluder

Lightweight frosted occluder securely clips onto any existing frame.

..... 121001

Examination Tools

Long-Handle Opaque and Frosted Occluders



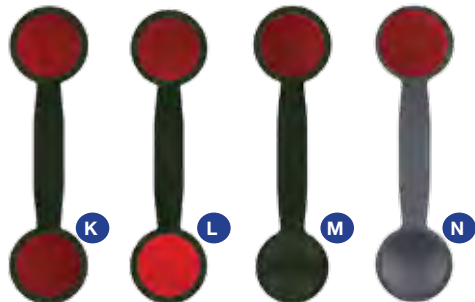
- A** Single-ended black occluder. 204004
- B** Single pinhole and black occluder. 120101
- C** 17-pinhole and black occluder. 481800
- D** 49-pinhole and black occluder. 120302
- E** Frosted "See the Eye" occluder. 760000
- F** Translucent occluder. 210000
- G** White opaque occluder. 204005

Long Handle Maddox Lenses



- H** Red Maddox with 45° lines from center 205001
- I** Green Maddox with 45° lines from center 205000
- J** Clear Maddox with 45° lines from center 205002

Long-Handle Combination Maddox Lenses



- K** Red maddox with 45° and vertical lines from center 211000
- L** Red maddox with 45° lines and red filter 209000
- M** Red maddox with 45° lines and occluder 207000
- N** Red maddox with 45° lines and single pinhole occluder 543500

Long-Handle Frosted Occluder and Maddox



- O** Combination frosted occluder and clear maddox with 45° lines from center. 207001
- P** Combination frosted occluder and red maddox with 45° lines from center. 583100

Long Handle Filter Lenses



- Q** Red Filter lens 206001
- R** Red Filter lens and opaque occluder 208000
- S** Green Filter lens 206000

Short-Handle Opaque Occluders



- T** Short-handle black occluder 120100
- U** Short-handle single pinhole occluder 120301
- V** Short-handle 48-pinhole occluder 120300
- W** Short-handle white occluder 120102

Short-Handle Maddox Lenses



- X** Short-handle Red Maddox with 45° lines from center 120002
- Y** Short-handle Green Maddox with 45° lines from center 120000
- Z** Short-handle Clear Maddox with 45° lines from center 120003

Short-Handle Filter Lens



- AA** Short-handle red filter lens 120001

PLEASE NOTE:

Long-handled Occluders are approximately 9.5" (24 cm) in length.

Short-handled Occluders are approximately 6.625" (16.8 cm) in length.

Fixation Products



Lang Fixation Cube

Easily maintain interest and fixation with these Lang Fixation Cubes. Available with either a white or red handle. Each fixation cube has easy to recognizable pictures.


White..... 542200
Red..... 542300

Small and Large Fixation Paddles

The small 2" (5 cm) diameter "smiling face" fixation paddle was developed based on studies by Robert Fanz. Features include grating on reverse side for preferential looking, small pictures of a bunny and a giraffe on end of stick for fixation, and marks for measuring pupil size and corneal diameter measurement on the handle.

The medium 5" (13 cm) diameter fixation paddle is for assessing children with severe disabilities to determine the distance at which children respond to a high-contrast face figure.


A Medium Target..... 253100
B Small Target..... 253000



Toucan Fixation PD Rule

Toucan fixation and PD rule with near optotypes, including LEA Symbols, LEA Numbers, and HOTV Letters for 20/32, 20/63, 20/80, and 20/100. Includes inch/mm rules and diopter scale plus pupilometer in half mm increments. 6" (15.2 cm) long.

..... 497000



Bernell Fixation Stick

A handy instrument for working with children. Two different Red/Green suppression tests added to other colorful fixation targets of interest to children. Good test for pursuits, near point of convergence, and accommodation.

..... 542050



Lang Fixation Stick

This handheld fixation sticks contains 9 recognizable pictures. Printed on both sides. Easy-to-see targets maintain interest and fixation. Accommodation target optotypes 20/100 to 20/40.

..... 542400



Floppy Fixation Pens

All figures are floppy foam and many are attached with a spring that permits figures to wiggle. Most pens are 7 to 9 inches long and bend. Available figures change and may not match figures in graphic. Used as a pen, but also as fixation object to engage and maintain attention and for fixating and following. Not for possession by children under 3 years of age.

..... 460300



Near Point Fixation Animals

These fun, near point fixation targets are both colorful and easily recognized by children.

Pin lever in the back permits the introduction of motion. Heat-resistant nylon washer allows figures to fit over the neck of a 3/16" transilluminator (muscle light) or on the end of a penlight. These are intended for use at 16" to 20". Set of 2 animals.

Fits Transilluminator..... 496000
Fits Penlight..... 495900



FixiStix™ Wiggle Pictures

Wiggle Pictures are back, but with a brand new style! This classic product features new designs recreated especially for the pediatric market. Set includes 3 plastic spatula sticks with wiggle pictures on the front and back.

..... 935800



Blue Hippo Triple Fixation Set

Set of 3 double-sided fixation sticks with 12 colorful images that will not rub off. Images include Birthday Cake, Toucan, Blue Hippo, Sun, Sunflower, Tree, Snowflake, Lion, Present, Maracas, Dog, and Cat. Size: 5.75" x 1.325" (14.6 cm x 3.4 cm).

..... 543200

Examination Tools



Pediatric Fixation Sticks

Pediatric Fixation Sticks provide a series of detailed accommodation stimulation targets for the young patient. The targets are calibrated for near. Included are (as examples) a clown face, a dog, a beach ball, etc. Each target is in brilliant color for patient ease.

The set consists of 3 extremely durable plastic sticks with targets on both sides.

Single sticks can be used for performing various tests: unilateral cover/uncover test at near, alternating cover test at near, pursuit testing, near point of convergence (NPC), motilities (ductions and versions), vergence facility at near, fixation stability at near in diagnostic positions of gaze, amplitude of accommodation, and accommodative facility. Dual sticks with different optotypes exposed to the patient can be used for saccade testing.

..... 542075



Reverse Side

Face Fixation Sticks

Provides a series of detailed accommodation stimulation targets for the young patient. The set consists of 3 durable plastic sticks with fixation faces smiling on one side and frowning on the other side. Single sticks can be used for performing various tests: unilateral cover/uncover test at near, alternating cover test at near, pursuit testing, near point of convergence (NPC), motilities (ductions and versions), vergence facility at near, fixation stability at near in diagnostic positions of gaze, amplitude of accommodation, and accommodative facility.

..... 542065



Flexible LED Light with Red Laser Pointer

Flexible LED Fixation Light with Red Laser Pointer and Magnetic Base with On/Off button for each. Multifunctional design allows for a variety of uses. Bright white LED light with flexible head is easily adjustable. Red laser pointer can point to distance objects. Strong magnetic base allows you to place it on any magnetic surface. Powered by 3 "AG13" Button Cell batteries (included). Length: 6.25" (15.88 cm).

..... 280001



Detailed Fixation Sticks

For detailed accommodation stimulation targets. For use alone or together. Precisely calibrated. For saccade testing. Durable printing.

..... 542055



Flashing Fixation Sticks

Provides a series of detailed accommodation stimulation targets for the young patient. The set consists of 2 durable plastic sticks with fixation flashers. Single sticks can be used for performing various tests. Coin battery operated.

Circle..... 542095

Butterfly..... 542085



Mini Spinning Fixation Globes

The Mini-Spinner is only 4 inches (10 cm) tall with a 1 1/2 inch (37 mm) globe where the blue, red and yellow LED's spin. Light pattern changes as ball spins. The button must be held down for the lights to light and the ball to spin. Runs for a long time on three LR44 hearing aid batteries. Comes 2 to a package and includes instructions for battery replacement.

Note: Colors may vary.

..... 591500



Bag of Pediatric Toys

This bag of toys will help you bring fun to your pediatric exams. Variety of toys permits changing the activity to engage and maintain pediatric patient's attention.

Most toys are noise makers or lighted. The Elephant pen roars when the button is pressed. The Tiger flapper clicks when shaken. The Hedgehog squeaks when squeezed

Note: Items are subject to change and may not be exactly as shown. Equivalents will be substituted. Batteries not included.

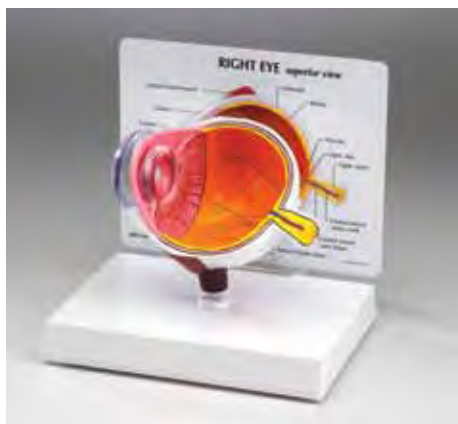
..... 551400



Flashing Fixation Stars

For mounting on a retinoscope or ophthalmoscope; includes 3 Flashing Fixation Stars with 9 mm magnetic disks in box and double-sided tape for mounting. Fits most retinoscopes.

..... 489000



Small Eye Model

Oversized model is 5 times the size of the human eye and shows inner anatomy including optic nerve, disc, macula, retina, central retinal artery, and vein. Lens and cornea are removable. Size 5" x 3" x 4" (13 cm x 7.5 cm x 10 cm). Information card is 6.5" x 5.25" (16.5 cm x 13 cm).

..... 493900



Cataract Eye Model

Oversized model includes interchangeable lenses that show different types of cataract including subcapsular, capsular, mature, cortical, and nuclear. Card highlights visual effects of cataracts. Size 5" x 3" x 4" (12.7 cm x 7.5 cm x 10 cm).

..... 493800



Model of the Eye

Plastic molded eye is 6 times the size of the human eye. Disassembles into 7 parts including top, vitreous body, bottom section, 2-part lens, iris, and cornea. Mounted on a stand.

Detailed coloring. Size is 5" x 5" x 6" (12.7 cm x 12.7 cm x 15.2 cm).

..... 512500



Lasik Eye Model

The LASIK Eye Model is made of hard, durable plastic and measures 5.75" (14.6 cm) in diameter. It is realistically colored and textured, and is designed primarily for patient education in LASIK surgery.

The realistic "flap" in the front of the model simulates the incision by the surgeon during the LASIK surgery, whereby the flap pivots back and forth.

In addition to reassuring the patient, the model also provides the opportunity to demonstrate the surgical effect on the focal length of the eye, and how acuity is improved through surgery. Quick and easy-to-use, this model will save the doctor's or technician's time.

..... 151200



Intraocular Eye Model

The IOL Eye Model demonstrates how vision is regained after cataract removal. Six interchangeable lenses simulate IOL and toric implants of clear posterior capsule, cloudy capsule, and post YAG posterior capsulotomy.

The model also shows a cross section of the eye in 3 layers; the retina, choroid, and sclera with veins and arteries, including central retinal. Measures 3.75" (9.5 cm) in diameter, and is mounted on a white, opaque plastic base. It is realistically colored and textured and the cornea, optic nerve, and insertion of muscle are shown.

..... 151490



Corneal Eye Model

Includes 5 interchangeable corneas that have the following conditions: Bullous Keratopathy, Fuch's Endothelial Dystrophy, Keratoconus, Recurrent Corneal Erosion, and normal.

The model is made of hard, durable plastic and measures 3.75" (9.5 cm) inches in diameter. Mounted on a plastic base and the lenses are 2" (5 cm) in diameter. The model is realistically colored and textured and is designed primarily for patient education.

..... 151820



Astigmatism Eye Model

This model of the eye is for patient education in astigmatism, myopia, and hyperopia - or refractive error. The Astigmatism/Myopia/Hyperopia Model demonstrates how the focal length of the eye is changed by lens correction for better acuity. The two chords realistically simulate both a myopic or hyperopic foci.

..... 151230

Visual Field



Optokinetic Drum

Tests for nystagmus when rotated at 8-10 rpm. Drums are 10" high by 6" (25.4 cm x 15.2 cm) diameter. Lightweight drum of professional quality with ball bearings for effortless spin mechanism. Standard black and white striped drum for use 24" to 30" (61 cm to 76 cm) from patient.

..... 547500



Optokinetic Flag

This flag is used to produce optokinetic nystagmus (OKN) physiologic jerk in a patient's eyes. This is elicited when the patient

attempts to fixate on moving, alternative, contrasting squares that are moved in the field of vision. Includes instructions. 37.25" (94.62 cm) long.

..... 547400



Optokinetic Banner

This Optokinetic (OKN) Banner is large enough to fill patient's visual field. OKN Banner is used to produce involuntary Optokinetic Nystagmus (OKN) physiologic jerk in a patient's eyes. The Red and White stripes on the OKN side are 1.5 inches (4 cm) wide. Dowels are sewn into each end to provide vertical stability and ease of use. Measures 27" x 10" (68 cm x 25 cm) high.

..... 588600



LEA Flicker Wand

The LEA Flicker Wand is 26.5" (67.3 cm) long with a 20" (50.8 cm) flexible wand with a diode at the end that can be used as either a flickering or non-flickering stimulus at 4, 40, and 400 cd/m². The curved wand is moved from behind the person forward in all 4 quadrants of the visual field to detect losses in the periphery of the visual field.

..... 280000





Damato Campimeter

This handheld campimeter enables practitioners to assess the central 30-degree visual field when

other methods are impractical. It consists of a double-sided card with a test grid on each side. Each test grid displays a central stimulus surrounded by a series of numbered fixation targets. The patient looks at each numbered fixation target in turn, so that the stimulus moves through 30 relevant areas of the visual field. While the patient gazes at a selected target, the examiner dials a disc so that a black-on-white stimulus briefly appears in a central window on the test card. The normal blind spot is used as a control. An occluder for the eye is attached to the side of the test card by a rigid arm to ensure that the patient is at the correct working distance. This test is fully portable and does not require a power supply. The "perimetry by numbers" technique makes the examination relatively easy to learn and administer. Includes recording forms.

..... 293000



Amsler Grid Book

This is an expanded version of our popular Amsler Grid Book and provides 7 Amsler Grids and a score sheet master. In addition to the 4 grids we've always included, this expanded booklet adds the White Dots, Parallel Line, and Parallel Line with Central Line Grids. In addition to the Standard Grid, the Red on Black is used to diagnose a color scotoma. The White Dots Grid reveals a scotoma without distortion. The two Parallel Line Grids are used with patients needing a more simplified Amsler Grid and are presented both horizontally and vertically. Each of the small squares on the Grid with Small Squares approximates 1/2 degree and is used for patients with small, central scotomata.

..... 470400



Blind Spot Amsler Grid®

Assesses macular degeneration in the vision of older adults. Contains standard Amsler Grid patterns including a Red Amsler Grid and Juxta-Central Amsler Grid printed on polystyrene. Also includes blind spot markers that ensure the examiner is holding the test card at the proper testing distance. Biofeedback from the markers verifies that one eye is focused at the center of the Amsler Grid while the other is covered. Six, 9.5" x 5.75" (24.1 cm x 14.6 cm) cards.

..... 730010



Blind Spot Amsler Grid® Take-Home Charts for Patients

Helps patients monitor their vision at home. Includes blind spot markers to ensure the patient is holding the test at the proper distance.

Can be customized with your name, address, and phone number (for a modest additional charge). 8.5" x 11" (21.7 cm x 27.9 cm) card stock with a matte finish. Package of 50 charts.

..... 730016




Amsler Grid Viewer

Provides an amsler grid in a simple key chain viewer ensuring monocular viewing. Priced low enough to give to patients for home use. Available in assorted colors and color shipped can not be guaranteed. Purchase either individually or in a package of 5 viewers.

Each 563300

5-Pack 563400



Tangent Screen

Tangent Screens provide a way to chart the central and Para-central field of vision for diagnosing pathological conditions. Testing can be conducted at 3 to 6 feet (1 or 2 meters). Markings are stitched in semi-visible black thread showing concentric circles, radial lines, and blind spots. Markings ensure ease of testing, scoring, and transcribing the mapped fields for visual field analysis. A white fixation button is attached. Special orders can be filled for white or red thread. Tangent Screens are available using a variety of mountings.

1 m 15 deg **931000**



Tangent Screen Wand

Test object is inserted into the fabric leaving only the object visible. Half-turn rotation obscures the test object behind the wand. Alternating the rotation, objects can be made to disappear and reappear for confirmation response.

18" Wand **920000**

1 m Wand **922000**



Tangent Screen Test Objects

Flat test objects of various colors and sizes are mounted on non-reflective

washable vinyl with a black felt background and pin shank for use with tangent screens.


..... **918000**



Clear Pupilometer

Pupil sizes from 1.5 mm to 10 mm in 0.5 mm increments are easily measured. Can be used vertically or horizontally. The reverse side has a mm scale for measurement of PD. Ruler is printed on clear semi-rigid plastic.

..... **566000**



Toucan Fixation PD Rule

Toucan Fixation and PD Rule with near optotypes, including LEA Symbols, LEA Numbers, and HOTV letters for 20/32, 20/63, 20/80, and 20/100. Includes inch/mm rules and diopter scale plus pupilometer in half mm increments. 6" (15.2 mm) long.

..... **497000**



White to White Corneal Measure

This simple White to White gauge can be used to measure the horizontal cornea diameter for IOL and implantable contact lenses. Gauge provides comparison rules for corneal measurement in 0.5 mm increments from 8.5 mm to 14 mm. Application is similar to Holladay-Godwin Corneal Gauge.

As an option, screw fastener can be removed to use gauges separately. Clean with alcohol. Overall dimensions when closed are 3.5" x 1.7/16" (8.9 cm x 3.7 cm).

..... **599700**



Hertel Exophthalmometer

This instrument is used for precise exophthalmos measurements (e.g., exophthalmic goiter). The basis of the measurement for exophthalmos determination using the Hertel version is the outer orbital rim (orbital wall) and the apex of the cornea. The integral refraction mirrors with millimeter scales for the left-hand and right-hand measuring halves of the exophthalmometer are calibrated so that the zero mark on the scale will be located in the plane of the resting points of the supports. For exophthalmus measurements the supports are placed against the two temporal orbital walls so that the orbital rim contacts the deepest point of the supports.

..... **521500**



Luedde Exophthalmometer

Fastest, easiest, and least expensive method for measuring exophthalmos. By sighting at right angles, this device eliminates parallax and allows the clinician to measure the amount of protrusion or bulging eye from its orbit.

Prisms are clear plastic with easy-to-read millimeter lines on both sides. Eye is viewed through lower half of scale and the scale is seen through the upper half, eliminating parallax and aiding rapid determination of protrusion.

The Luedde Exophthalmometer is made of lightweight durable acrylic. Includes quality light transmission properties and is imprinted with quality screened score marks. Edges are hand polished to ensure safety. Length is 3" (7.6 cm).

..... **781000**

General Optical Aids



Alger Brush

Used by ophthalmologists, ED physicians, and optometrists trained and licensed to remove foreign bodies and rust rings from patients' eyes. The rotary instrument uses a very low torque motor powered by a single AA battery to "brush" rather than drill the rust ring leaving a smooth surface on the cornea or sclera. Brushing promotes faster health time.

Carbide burrs (for corneal rust ring removal) are available in 1 mm or .5 mm diameter (the .5 mm is by far the most common). The diamond burrs for assistance in pterygectomies come in the following grits and configurations: 2.5 mm round fine grit, 3.5 mm round medium grit, 4.0 mm wheel fine grit and 5.0 mm wheel medium grit.

Unsterilized - 5 per box

- .5 mm Burr 222000
- 1 mm Burr 222001

Pre-sterilized - 5 per package

- .5 mm Burr 222002
- 1 mm Burr 222003



Chuck and Burr with Carbide Tip

.5 mm and 1 mm replacement chuck and burr.

- .5 mm 222006
- 1 mm 222007

Replacement Motor

- 222008

Replacement Chuck

- 222009

Replacement Housing

- 222010



Ophthalmic Anatomical Template

Speed up your charting with the Ophthalmic Anatomical Template. Contains a variety of shapes for eye care professionals to quickly annotate in a patient's chart. Made of clear plastic and measures 8.5" x 5.5" (21.5 cm x 14 cm).

- 586800



JLC Funduscopy Grading Card

The Funduscopy Grading Card is used to help grade various funduscopy challenges. The primary tool will assist the provider to better determine C/D ratios for glaucoma patients. The JLC Funduscopy Grading Card can also be used to select proper AV (artery/vein) and ALR (arteriolar light reflex) ratios. Card is 2-sided styrene approximately 4.25" x 6" (10.5 cm x 15.5 cm).

- 490100



Visual Edge Slant Board

Designed to be lightweight, durable, transportable, multifunctional, and affordable. Angle is 22 degrees. A Dry Erase and Magnetic board surface for accomplishing direct "on board" tasks. Paper clip at the top holds work firmly to the board. A removable "book catch" at the bottom allows for ease of reading any book or for unobstructed writing. Folding legs lock into extended position for stability; folds flat for compact storage. Fits into 2-inch wide space. 12" x 18" (30.48 cm x 45.72 cm). Weighs 1.5 lbs. (.68 k).

- 300700



Brock String

The Brock String is used during treatment of convergence insufficiency and other binocular vision anomalies. Used to develop convergence skills and disrupt suppression of one of the eyes.

- 542045



LEGEND Series Slit Lamp Model YZ-5F1

Precisely engineered German-imported Schott optics reduce optical distortion, and increase clarity and depth of focus. Single joy-stick design easily controls both horizontal focus and vertical elevation. Tilt

mechanism for ease of angled examination. Eyepiece diopter adjustment is 12.5x (-5D ~ +3D). Contains five-step drum magnification at 6x, 10x, 16x, 25x, and 40x with the Sclera vein observable at 40x. Halogen light source for acute illumination.

All optical lenses are moisture-proof, mildew-proof, and anti-reflective.

- 995300



LEGEND Series Slit Lamp Model YZ-5F

Precisely engineered German-imported Schott optics reduce optical distortion, and increase clarity and depth of focus. Single joy-stick design easily controls both horizontal focus and vertical elevation. Tilt mechanism for ease of

angled examination.

Eyepiece diopter adjustment to 10x (±8D) and 16x (±10D). Contains magnification at 10x (φ18 mm), 16x (φ14.5 mm), 16x (φ11.25 mm), and 25.6x (φ9 mm). Halogen light source for acute illumination.

All optical lenses are moisture-proof, mildew-proof, and anti-reflective.

- 995400



Leo Learns By Doing

This uniquely beneficial 17 minute DVD shows many practical ways in which family members and caregivers can apply techniques at home to enhance the development of a child who is blind or has impaired vision. It answers in a gentle yet clear way many common questions with which parents often struggle.



The helpful narration and clearly photographed examples empower parents to use everyday actions like carrying, holding on the lap, dressing, sitting up and other daily activities to help their child build essential skills. This DVD is an indispensable aid to parents and family members who want to be full members of the intervention team. The DVD has a sound track in English, Finnish, Swedish, Russian, Chinese and Spanish.



See page 3 of this catalog or visit:

www.good-lite.com/leo

for additional information and video clips.

Vision Screening Lectures, Training, and Answers to Questions

Dr. Chaplin brings to the table her vision screening experience and extensive review of the literature regarding eye chart design and acceptable optotypes.

- Dr. Chaplin can help you determine whether your eye chart meets national and international standardization guidelines.
- She can help you select appropriate eye charts for your vision examination or screening activities.
- Dr. Chaplin is available to answer your questions about vision screening, including tips for achieving successful vision screening.
- She is available to help you create a new preschool vision program or analyze your current program for efficiency and effectiveness.
- Dr. Chaplin can work with you to develop a train-the-trainer program so that someone on your staff can train new staff.
- She is available to lecture at your local, state, or national venue about vision screening and eye chart selection.

Contact Good-Lite® to find out more about this program, availability, and price.



P. Kay Nottingham Chaplin, EdD
Director, Vision and Eye Health Initiatives

P. Kay Nottingham Chaplin, EdD, helped

Geoffrey E. Bradford, MD, pediatric ophthalmologist at West Virginia University (WVU) Eye Institute and member of the American Academy of Pediatrics' Section on Ophthalmology Executive Committee, to create the Vision Initiative for Children, a program that trained and equipped individuals to screen the vision of preschoolers.

Between Valentine's Day 2001 and Halloween 2008, Dr. Chaplin directed the program, conducted 178 workshops, and trained more than 1,600 individuals, including school nurses, Head Start personnel, and pediatric primary care providers, to screen the vision of preschoolers. While working at the WVU Eye Institute, she also consulted about preschool vision screening for The Good-Lite Company. When the Vision Initiative for Children was unable to secure additional grant funds, Good-Lite employed Dr. Chaplin as Director of Vision and Eye Health Initiatives at Good-Lite. Her doctorate, from WVU, is in Special Education with an emphasis on early intervention special education and adult learning. In her spare time, Dr. Chaplin researches eye chart history and eye chart design.

GOOD-LITE®

The Quality Always Shines Through

1155 Jansen Farm Drive
Elgin, IL 60123

Phone: 800-362-3860 Fax: 888-362-2576

Phone: 847-841-1145 Fax: 847-841-1149

www.good-lite.com

The Original and Still the Best Value in Vision Testing

Since 1930, Good-Lite® has been a leading name in the medical supply industry, providing eye care professionals, primary care physicians, medical practice nurses, school health nurses, and Head Start personnel with the best value in vision screening equipment, charts, and accessories.